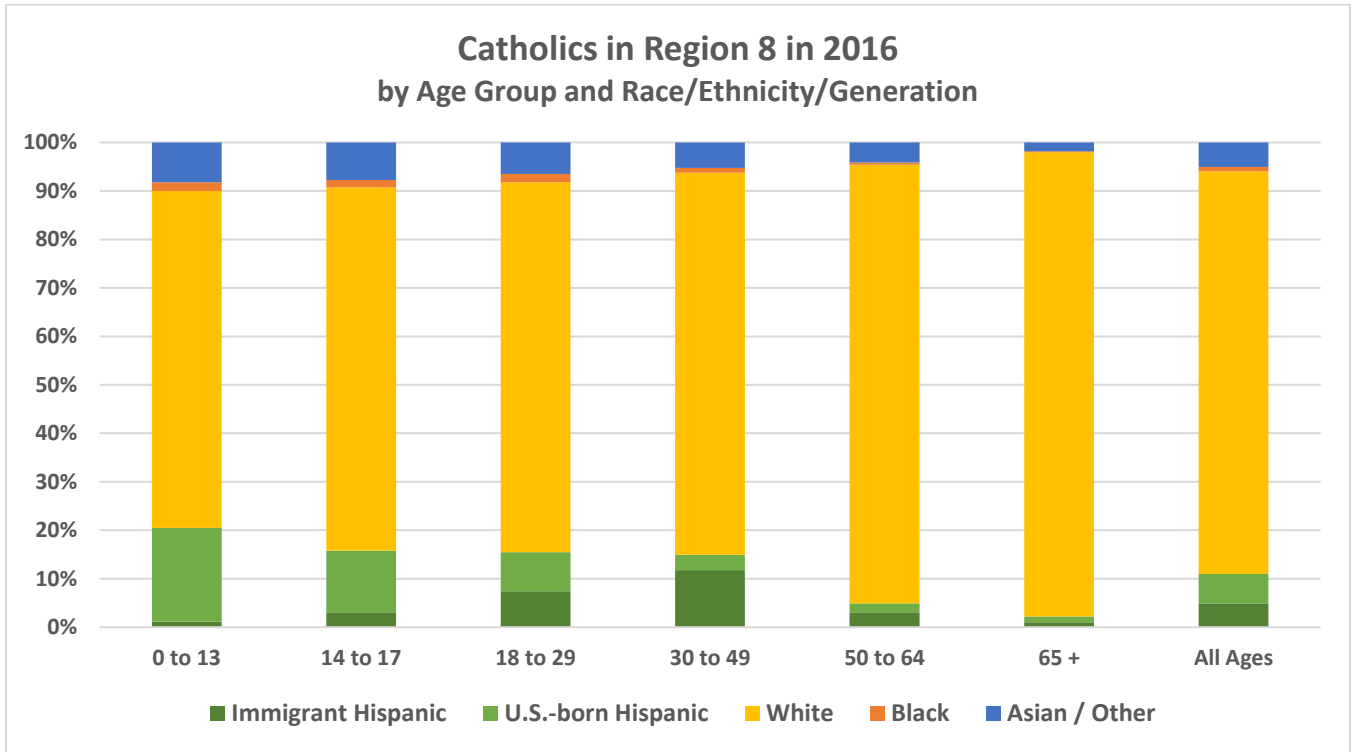


Key Demographic, Social, and Religious Statistics for the Dioceses of Region 8



Total Population and Catholic Population in Region 8, by Race/Ethnicity					
Racial/Ethnic Groups in the Dioceses of Region 8	Total Population in 2000	Total Population in 2016	% Change	Estimated Catholics in 2016	% Catholic
White	5,590,877	5,803,256	4%	1,369,000	23.6%
Hispanic	162,071	340,423	110%	181,000	53.2%
Black	180,332	432,755	140%	15,500	3.6%
Asian/Other	383,243	566,925	48%	83,000	14.6%
Total	6,316,523	7,143,359	13%	1,649,000	23.1%

Hispanic/Latino Population in Region 8, by Diocese					
(Arch)Diocese	Hispanic/Latino Population in 2000	Hispanic/Latino Population in 2016	% Change	Estimated Hispanic Catholics in 2016	% Catholic
Bismarck	2,708	10,699	295%	5,000	46%
Crookston	5,107	7,702	51%	4,000	54%
Duluth	3,467	7,809	125%	3,400	43%
Fargo	5,078	13,671	169%	6,000	43%
New Ulm	9,903	16,678	68%	9,500	56%
Rapid City	4,541	10,872	139%	5,000	47%

(Arch)Diocese	Hispanic/Latino Population in 2000	Hispanic/Latino Population in 2016	% Change	Estimated Hispanic Catholics in 2016	% Catholic
Sioux Falls	6,362	21,377	236%	10,500	49%
St. Cloud	5,740	14,879	159%	7,500	51%
St. Paul & Minneapolis	101,956	199,370	96%	111,000	56%
Winona-Rochester	17,209	37,366	117%	19,500	52%
Total	162,071	340,423	110%	181,000	53.2%

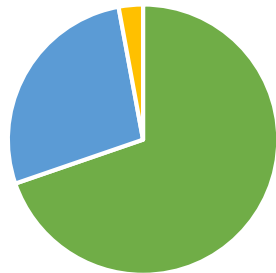
Note: Numbers highlighted below in yellow are estimates. Data that were not provided are highlighted in blue.

Hispanic Ministry in the Parishes and Catholic Schools of Region 8, by Diocese						
(Arch)Diocese	# of Parishes with Hispanic/Latino Ministry	# of Weekly Masses in Spanish	# of Monthly Masses in Spanish	Total Attendance	# of Latino/a Students (K-8)	# of Latino/a Students (high school)
Bismarck	4	1	3	355	47/2,123	13/577
Crookston	2	1	2	255	5/1,310	N/A/89
Duluth	0	0	0	0	24/1,474	0/0
Fargo	2	1	1	155	10/1,783	3/330
New Ulm	7	5	2	710	29/1,524	11/279
Rapid City	1	1	0	80	43/1,012	10/500
Sioux Falls	5	5	3	1,000	134/2,566	21/933
St. Cloud	9	7	2	1,080	121/4,129	37/919
St. Paul & Minneapolis	24	32	0	12,016	1,491/25,244	831/7,633
Winona-Rochester	12	17	1	3,055	82/3,385	4/929
Total	66	70	14	18,706	1,986/44,550	930/12,189

Number of Hispanic/Latino Ecclesial Ministers in the Dioceses of Region 8						
(Arch)Diocese	Priests			Religious (men and women)	Deacons	Lay Ecclesial Ministers
	Active	Retired	Foreign-born			
Bismarck	0	0	0	4	0	1
Crookston	2	1	3	1	N/A	N/A
Duluth	0	0	0	0	0	0
Fargo	0	0	0	0	0	0
New Ulm	1	0	1	2	0	2
Rapid City	1	0	1	0	1	1
Sioux Falls	1	0	0	11	0	0
St. Cloud	2	0	2	0	1	1
St. Paul & Minneapolis	5	0	5	4	3	36
Winona-Rochester	6	0	6	3	1	4
Total	18	1	18	25	6	45

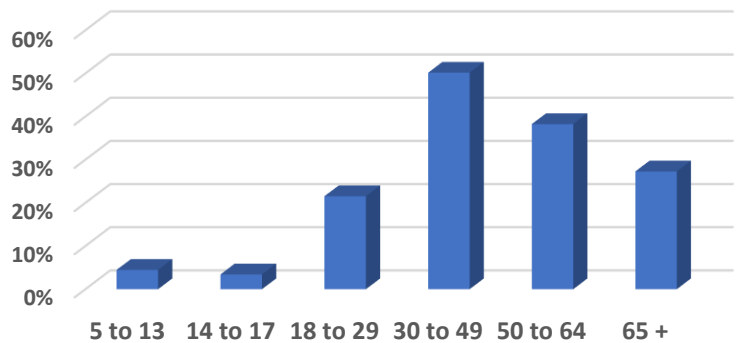
Public Data from the U.S. Census Bureau's American Community Survey for the Geographic Territory Covered by the Dioceses of Region 8

Hispanic/Latino Household Language in 2016

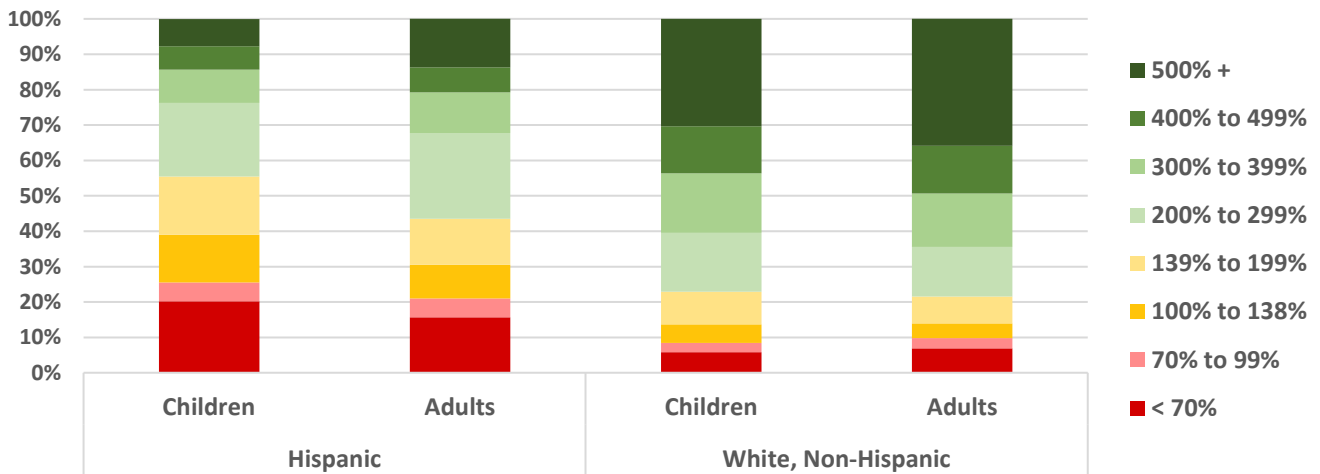


■ Spanish ■ English ■ Other

Hispanics/Latinos Who Do Not Speak English "Very Well" in 2016, by Age



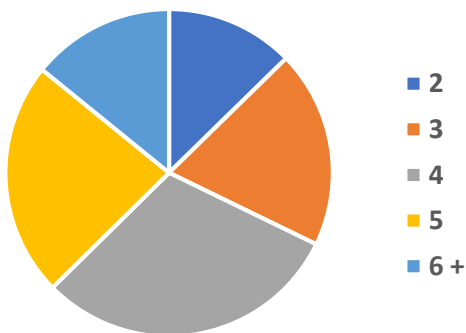
Household Income as a Percentage of Poverty Level in 2016



Median Hispanic Household Income: **\$54,000**

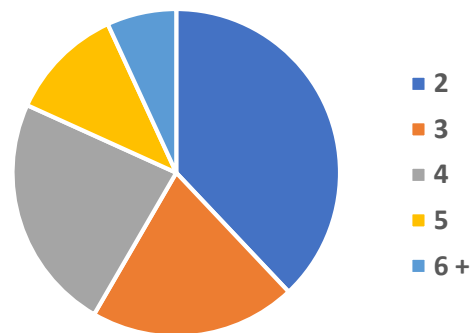
Median White Household Income: **\$81,500**

Hispanic Family Size in 2016



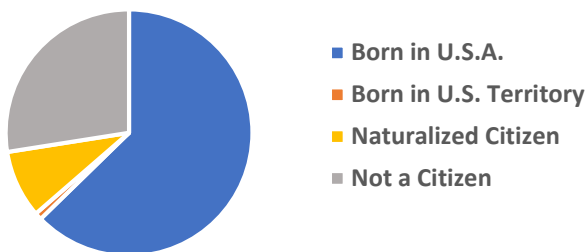
Average Family Size: **4.2**

White, Non-Hispanic Family Size

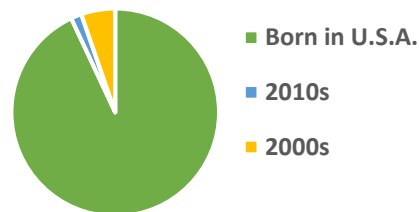


Average Family Size: **3.3**

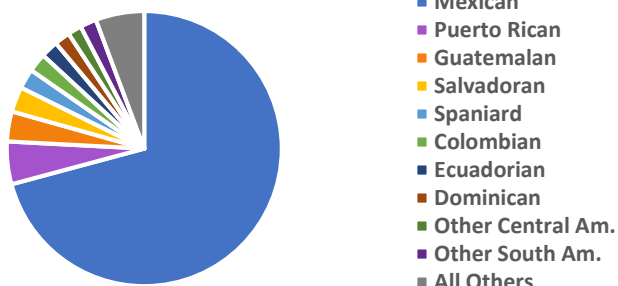
Citizenship of Hispanic Residents in 2016



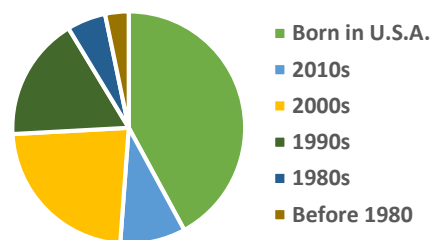
Decade of Entry for Hispanic Children



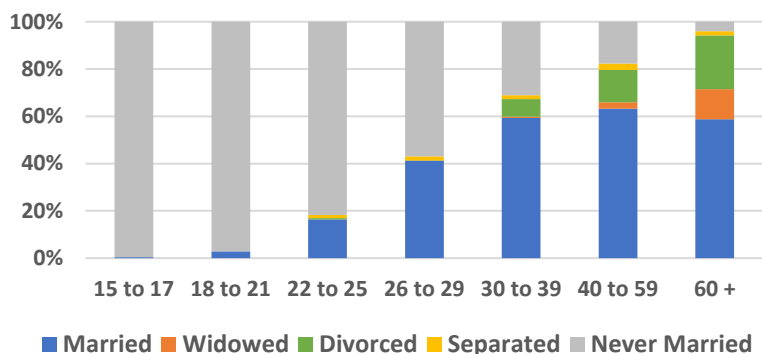
National Heritage of Hispanic Residents in 2016



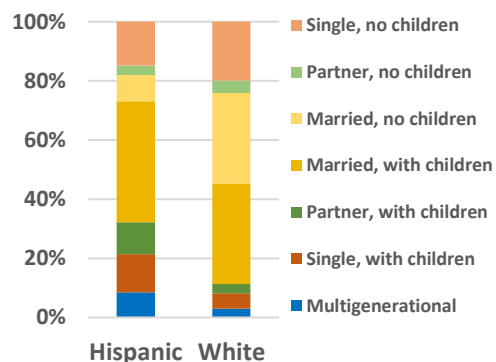
Decade of Entry for Hispanic Adults



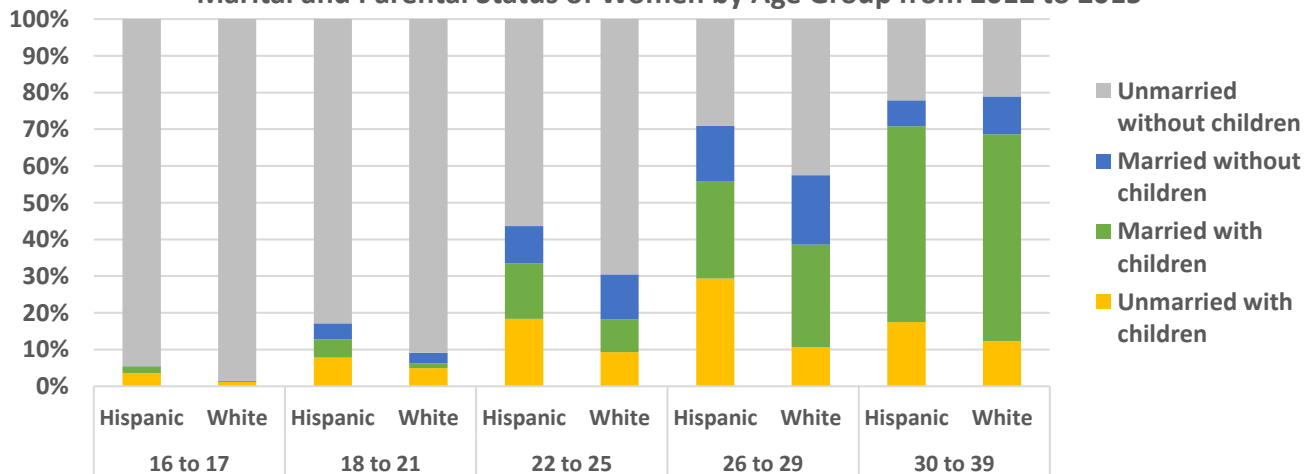
Hispanic Marital Status by Age in 2016



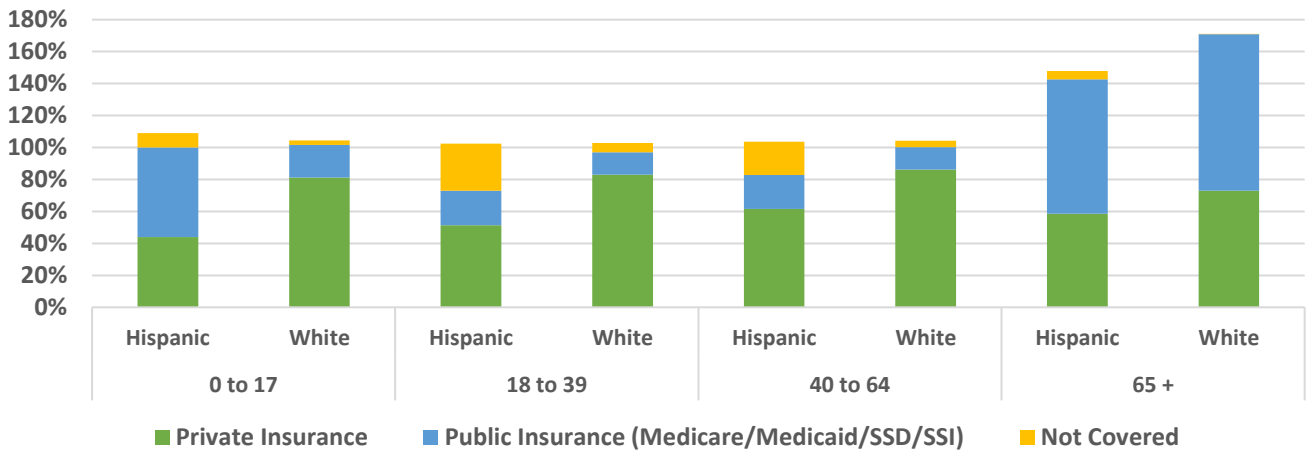
Household Type, 2012 to 2015



Marital and Parental Status of Women by Age Group from 2012 to 2015

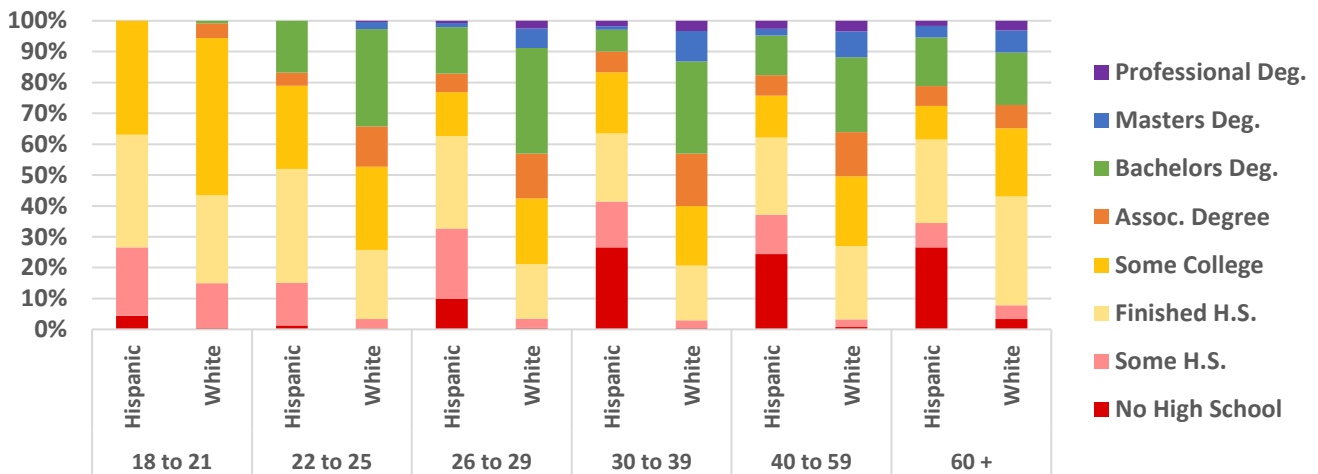


Health Insurance Coverage by Age Group in 2016*



* Numbers may exceed 100% because some individuals may have a combination of public and private insurance.

Educational Attainment by Age Group in 2016



School Enrollment Status by Age Group in 2016

