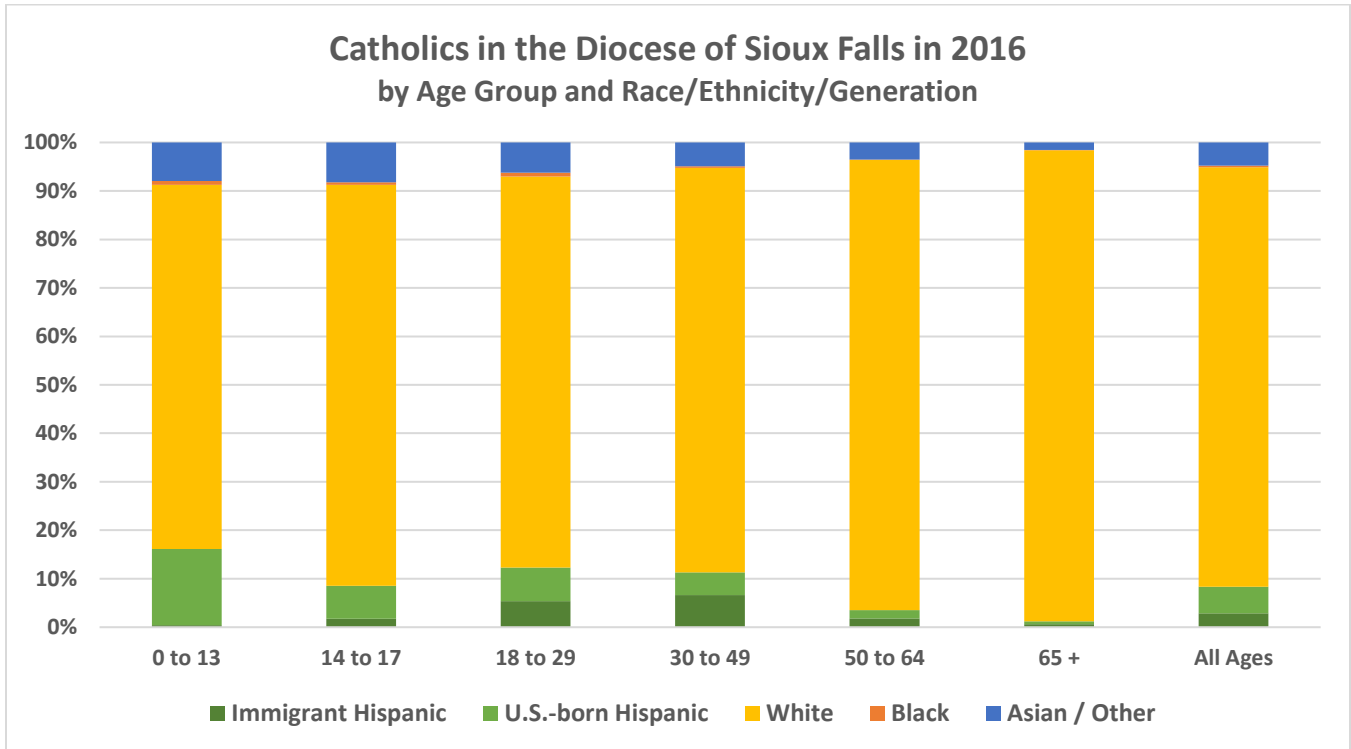


# Key Demographic, Social, and Religious Statistics for the Diocese of Sioux Falls



Racial/Ethnic Groups in the Diocese of Sioux Falls	Total Population in 2000	Total Population in 2016	% Change	Estimated Catholics in 2016	% Catholic
White	491,842	520,250	6%	109,000	21%
Hispanic	6,362	21,377	236%	10,500	49%
Black	3,410	14,396	322%	450	3%
Asian/Other	26,019	36,940	42%	6,000	16%
<b>Total</b>	<b>527,633</b>	<b>592,963</b>	<b>12%</b>	<b>126,000</b>	<b>21%</b>

Number of **parishes** with an organized Hispanic Ministry: **5**

Total regular **Mass attendance** in Spanish: **800** at **5** weekly Masses in Spanish in the Diocese  
**200** at **3** monthly Masses in Spanish in the Diocese

Number of Hispanics/Latinos **enrolled in Catholic schools**:

Kinder to 8<sup>th</sup>: **134** out of 2,566 enrolled

High School: **21** out of 933 enrolled

Number of Hispanic/Latino **priests** in the Diocese... Active: **1** Retired/Inactive: **0** Foreign-born: **0**

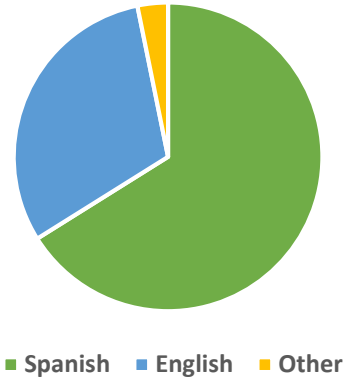
Number of Hispanic/Latino/a **religious** living and/or serving in the Diocese: **11**

Number of Hispanic/Latino **deacons** living and/or serving in the Diocese: **0**

Number of Hispanic/Latino/a **lay ecclesial ministers** serving 20+ hours per week in the Diocese: **0**

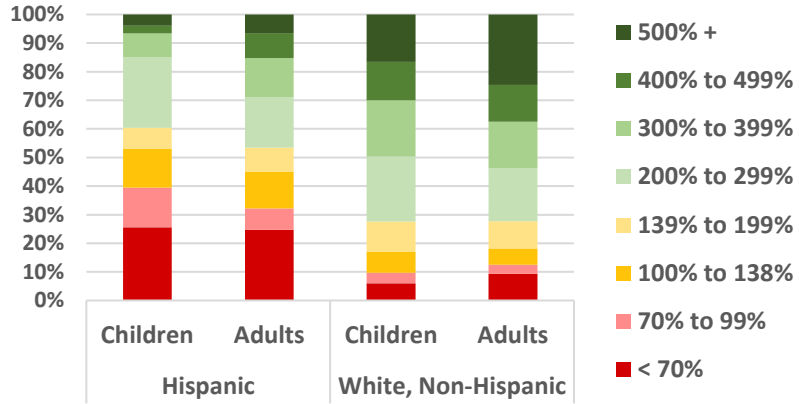
## Public Data from the U.S. Census Bureau's American Community Survey for the Geographic Territory Covered by the Diocese of Sioux Falls

**Hispanic/Latino Household Language, 2012 to 2015**



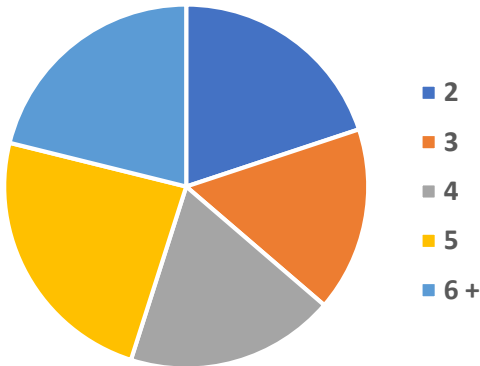
Median Hispanic Household Income: **\$45,500**

**Household Income as a Percentage of Poverty Level, 2012 to 2015**



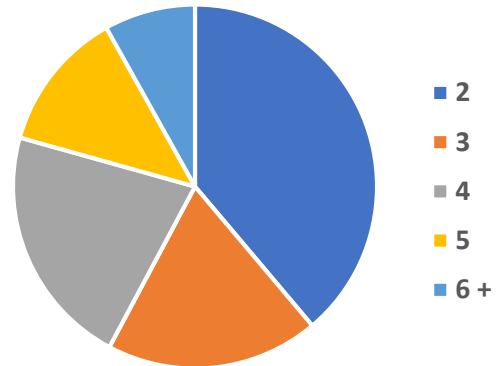
Median White Household Income: **\$66,000**

**Hispanic Family Size, 2012 to 2015**



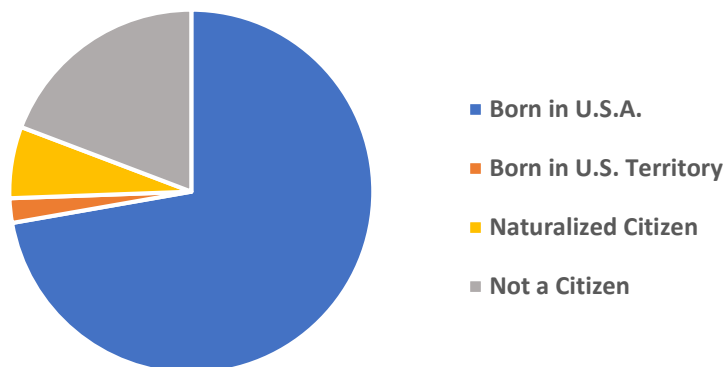
Average Family Size: **4.2**

**White, Non-Hispanic Family Size**

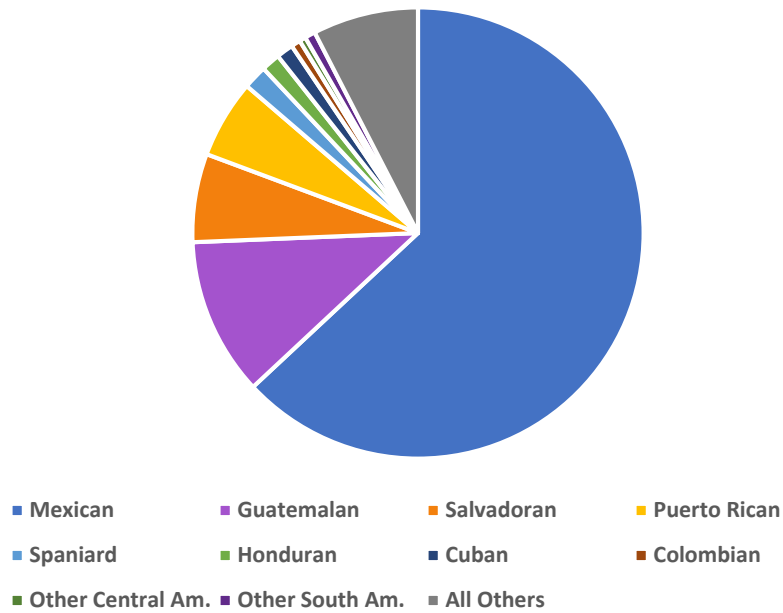


Average Family Size: **3.4**

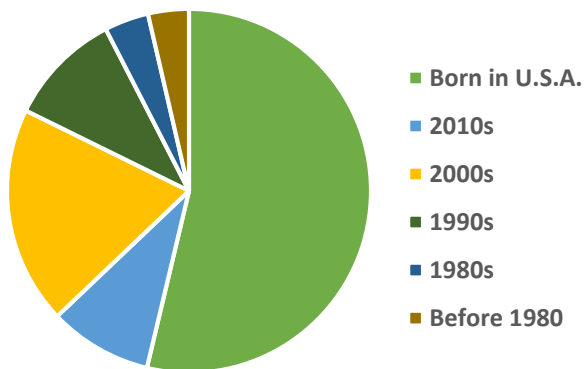
**Citizenship of Hispanic Residents, 2012 to 2015**



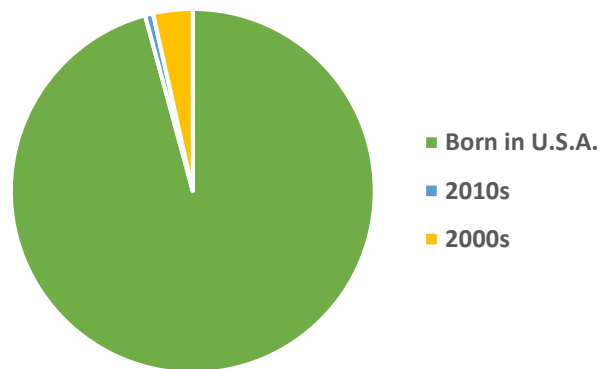
### National Heritage of Hispanic Residents, 2012 to 2015



### Decade of Entry for Hispanic Adults



### Decade of Entry for Hispanic Children



### Household Type, 2012 to 2015

