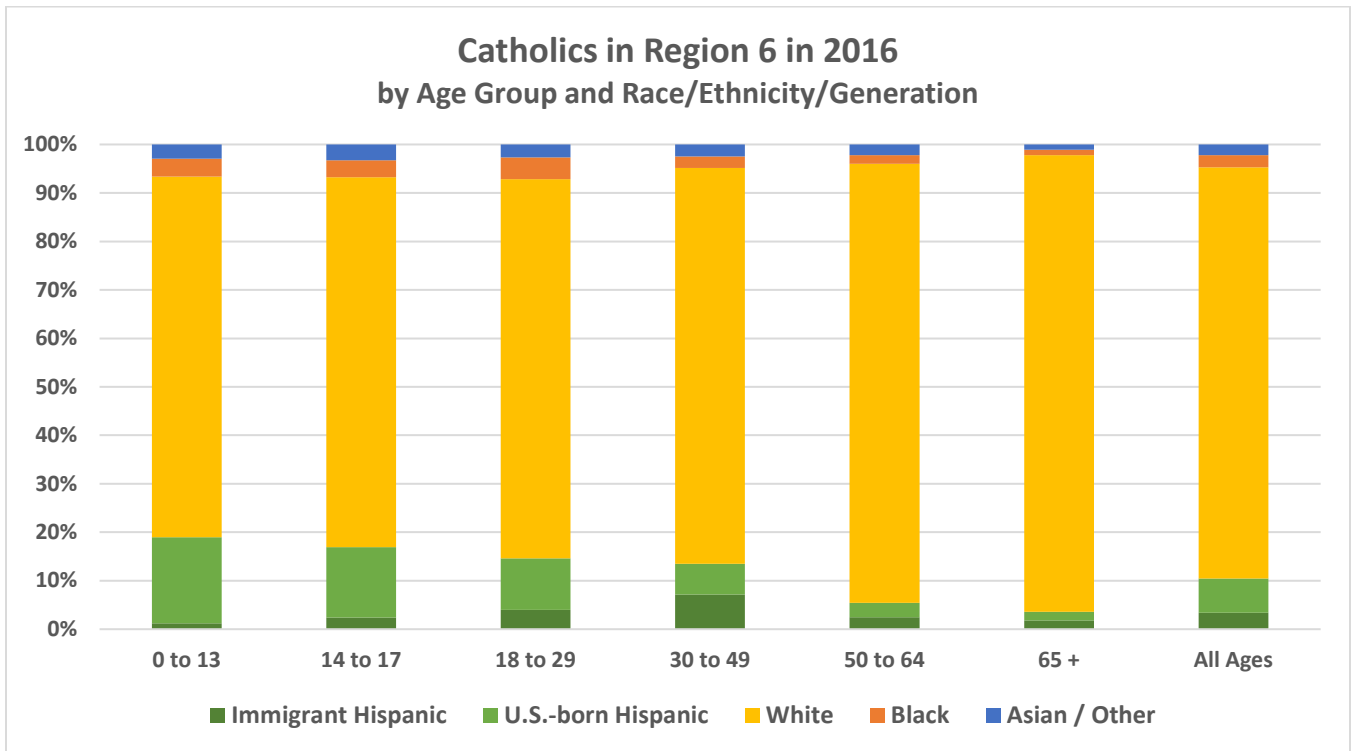


Key Demographic, Social, and Religious Statistics for the Dioceses of Region 6



Total Population and Catholic Population in Region 6, by Race/Ethnicity					
Racial/Ethnic Groups in the Dioceses of Region 6	Total Population in 2000	Total Population in 2016	% Change	Estimated Catholics in 2016	% Catholic
White	17,344,802	16,690,267	-4%	3,463,000	20.8%
Hispanic	541,000	908,282	68%	427,000	47.0%
Black	2,714,049	3,091,082	14%	101,000	3.3%
Asian/Other	691,733	853,042	23%	91,000	10.7%
Total	21,291,584	21,542,673	1%	4,082,000	18.9%

Hispanic/Latino Population in Region 6, by Diocese					
(Arch)Diocese	Hispanic/Latino Population in 2000	Hispanic/Latino Population in 2016	% Change	Estimated Hispanic Catholics in 2016	% Catholic
Cincinnati	32,038	81,050	153%	37,000	46%
Cleveland	78,527	131,396	67%	59,000	45%
Columbus	33,489	89,826	168%	41,000	45%
Detroit	128,075	186,137	45%	91,000	49%
Gaylord	5,921	10,018	69%	4,500	44%
Grand Rapids	72,738	118,918	63%	56,000	47%
Kalamazoo	33,141	54,769	65%	25,000	46%
Lansing	54,375	83,349	53%	40,000	48%
Marquette	2,664	4,878	83%	1,800	37%
Saginaw	26,963	33,872	26%	17,000	50%
Steubenville	3,034	6,577	117%	2,400	36%
Toledo	52,415	77,329	48%	38,000	49%
Youngstown	17,620	30,163	71%	14,500	48%
Total	541,000	908,282	68%	427,000	47.0%

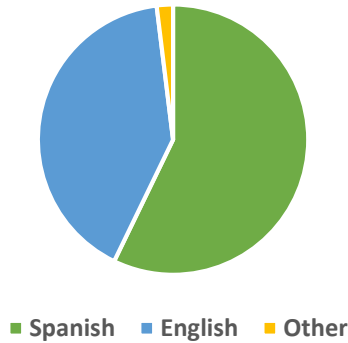
Note: Numbers highlighted below in yellow are estimates. Data that were not provided are highlighted in blue.

Hispanic Ministry in the Parishes and Catholic Schools of Region 6, by Diocese						
(Arch)Diocese	# of Parishes with Hispanic/Latino Ministry	# of Weekly Masses in Spanish	# of Monthly Masses in Spanish	Total Attendance	# of Latino/a Students (K-8)	# of Latino/a Students (high school)
Cincinnati	17	4	14	3,800	1,281/27,305	305/12,841
Cleveland	7	13	0	5,000	50/5,322	20/2,200
Columbus	6	18	3	6,556	946/10,917	364/4,637
Detroit	24	50	4	16,006	913/18,619	571/10,059
Gaylord	1	1	0	70	75/1,700	15/570
Grand Rapids	11	16	2	5,094	496/5,099	141/1,451
Kalamazoo	10	10	0	2,039	195/2,157	29/485
Lansing	7	7	0	1,000	100/6,651	75/2,020
Marquette	1	0	0	0	6/1,167	0/0
Saginaw	4	3	1	280	74/1,987	31/510
Steubenville	4	0	2	57	21/1,554	5/358
Toledo	13	8	5	990	619/10,943	217/4,415
Youngstown	6	6	0	440	210/4,671	72/1,879
Total	111	136	31	41,332	4,986/98,092	1,845/41,425

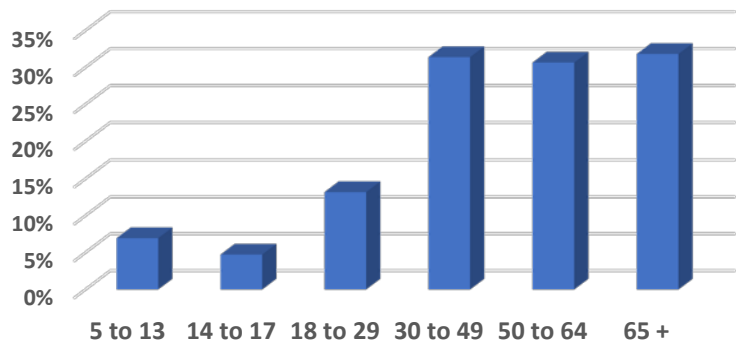
Number of Hispanic/Latino Ecclesial Ministers in the Dioceses of Region 6						
(Arch)Diocese	Priests			Religious (men and women)	Deacons	Lay Ecclesial Ministers
	Active	Retired	Foreign-born			
Cincinnati	3	0	3	0	0	4
Cleveland	0	0	0	4	8	10
Columbus	4	0	4	9	0	N/A
Detroit	8	0	7	7	3	13
Gaylord	2	0	1	0	0	1
Grand Rapids	2	1	2	6	3	10
Kalamazoo	6	0	6	4	2	8
Lansing	2	1	2	1	2	2
Marquette	0	0	0	0	0	0
Saginaw	4	1	4	1	1	15
Steubenville	0	0	0	16	0	4
Toledo	1	1	1	2	20	3
Youngstown	1	0	1	1	1	8
Total	33	4	31	51	40	78

Public Data from the U.S. Census Bureau's American Community Survey for the Geographic Territory Covered by the Dioceses of Region 6

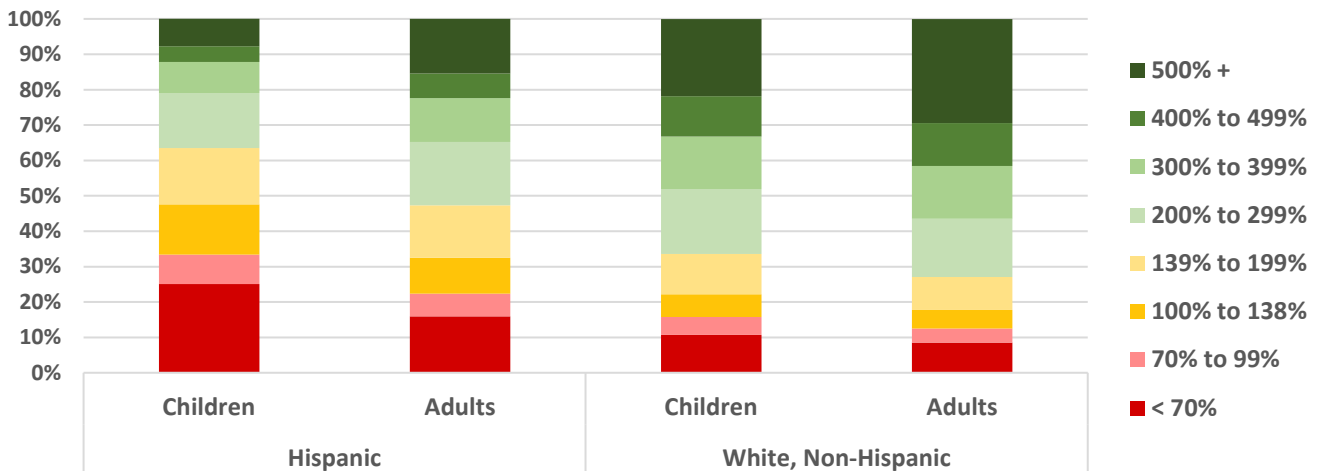
Hispanic/Latino Household Language in 2016



Hispanics/Latinos Who Do Not Speak English "Very Well" in 2016, by Age



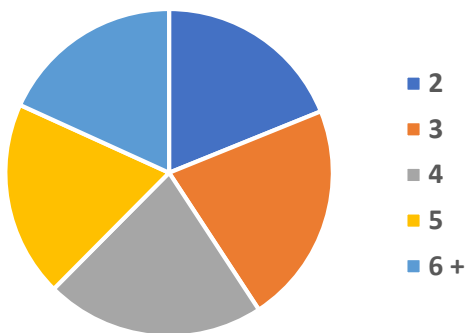
Household Income as a Percentage of Poverty Level in 2016



Median Hispanic Household Income: **\$49,500**

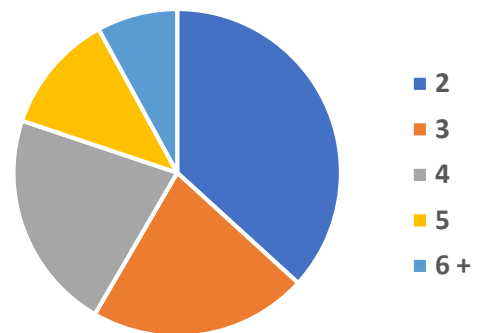
Median White Household Income: **\$68,000**

Hispanic Family Size in 2016



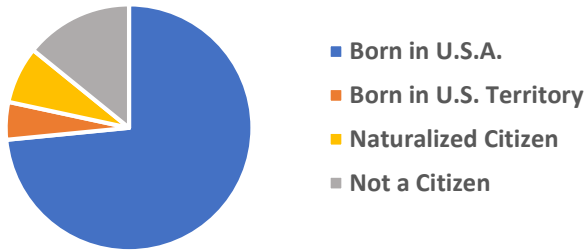
Average Family Size: **4.1**

White, Non-Hispanic Family Size

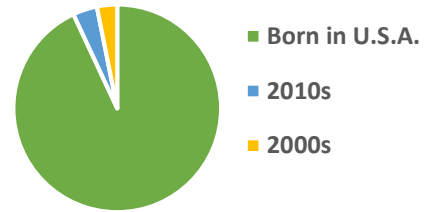


Average Family Size: **3.4**

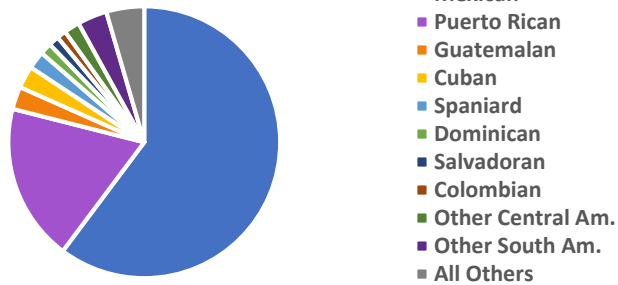
Citizenship of Hispanic Residents in 2016



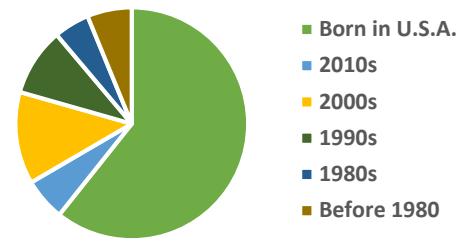
Decade of Entry for Hispanic Children



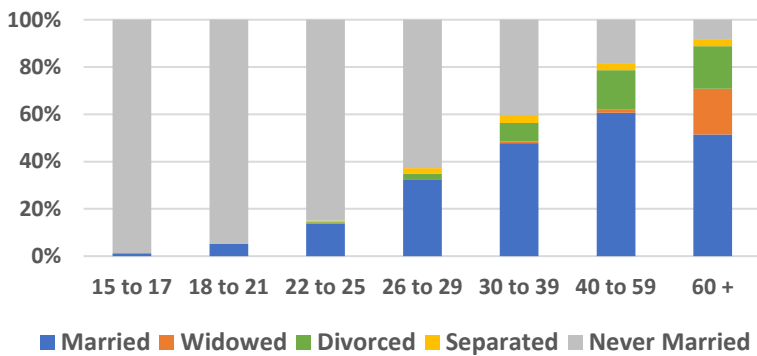
National Heritage of Hispanic Residents in 2016



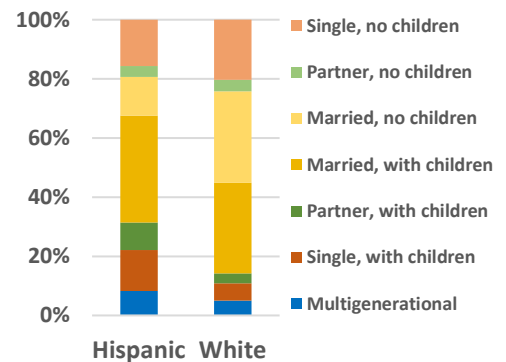
Decade of Entry for Hispanic Adults



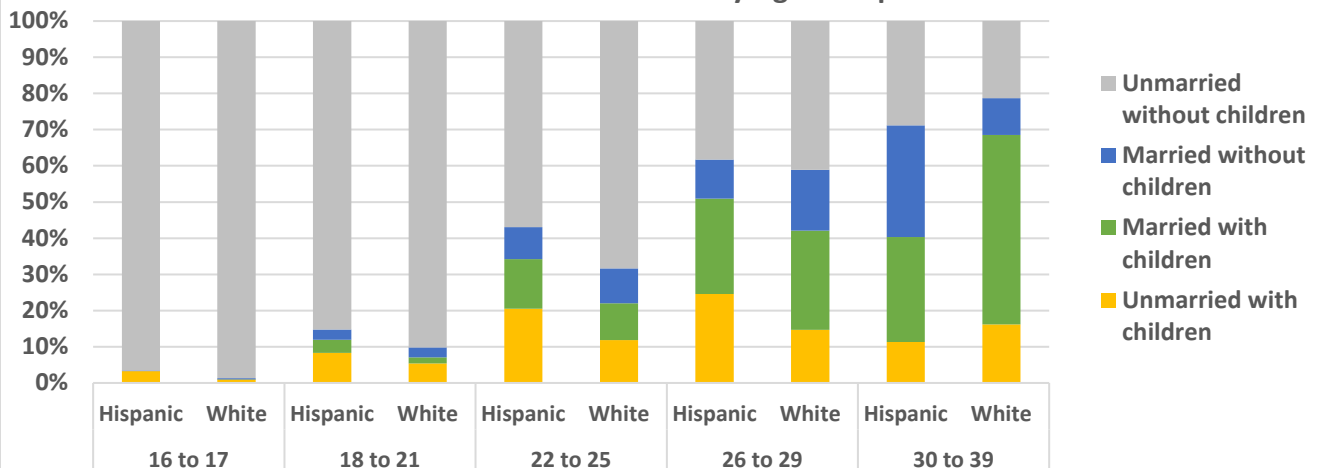
Hispanic Marital Status by Age in 2016



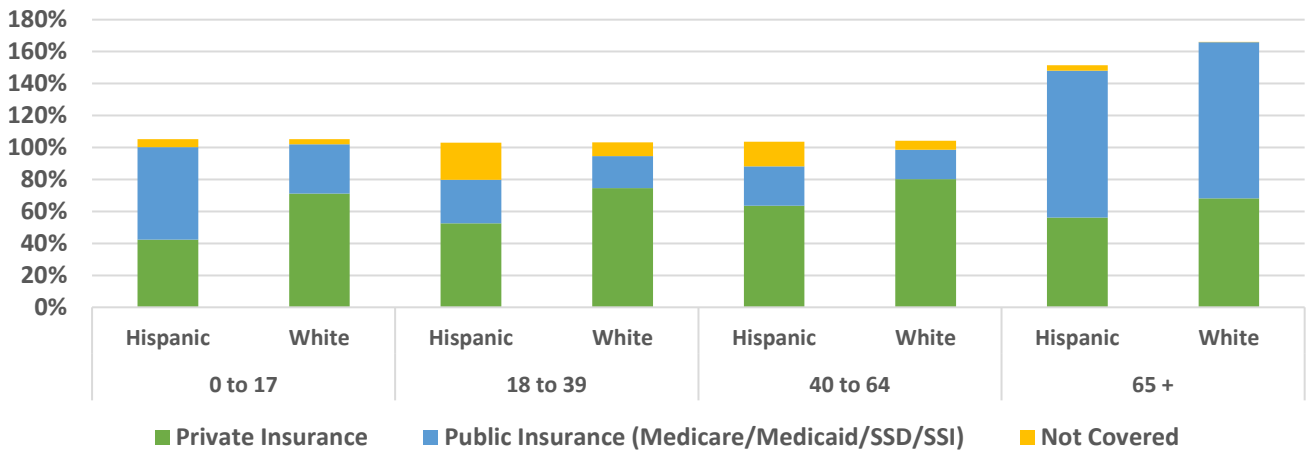
Household Type, 2012 to 2015



Marital and Parental Status of Women by Age Group from 2012 to 2015

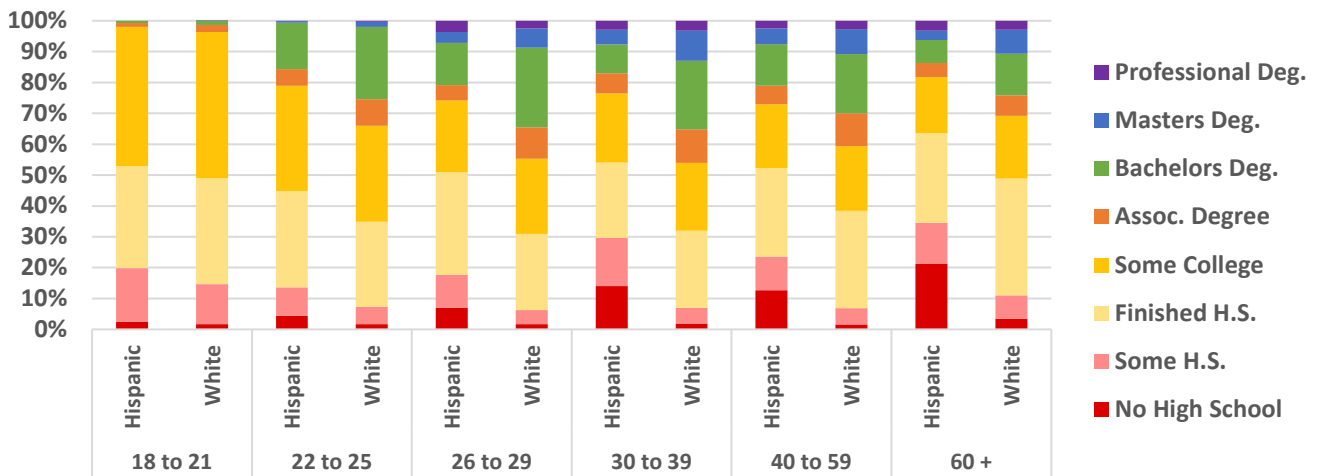


Health Insurance Coverage by Age Group in 2016*



* Numbers may exceed 100% because some individuals may have a combination of public and private insurance.

Educational Attainment by Age Group in 2016



School Enrollment Status by Age Group in 2016

