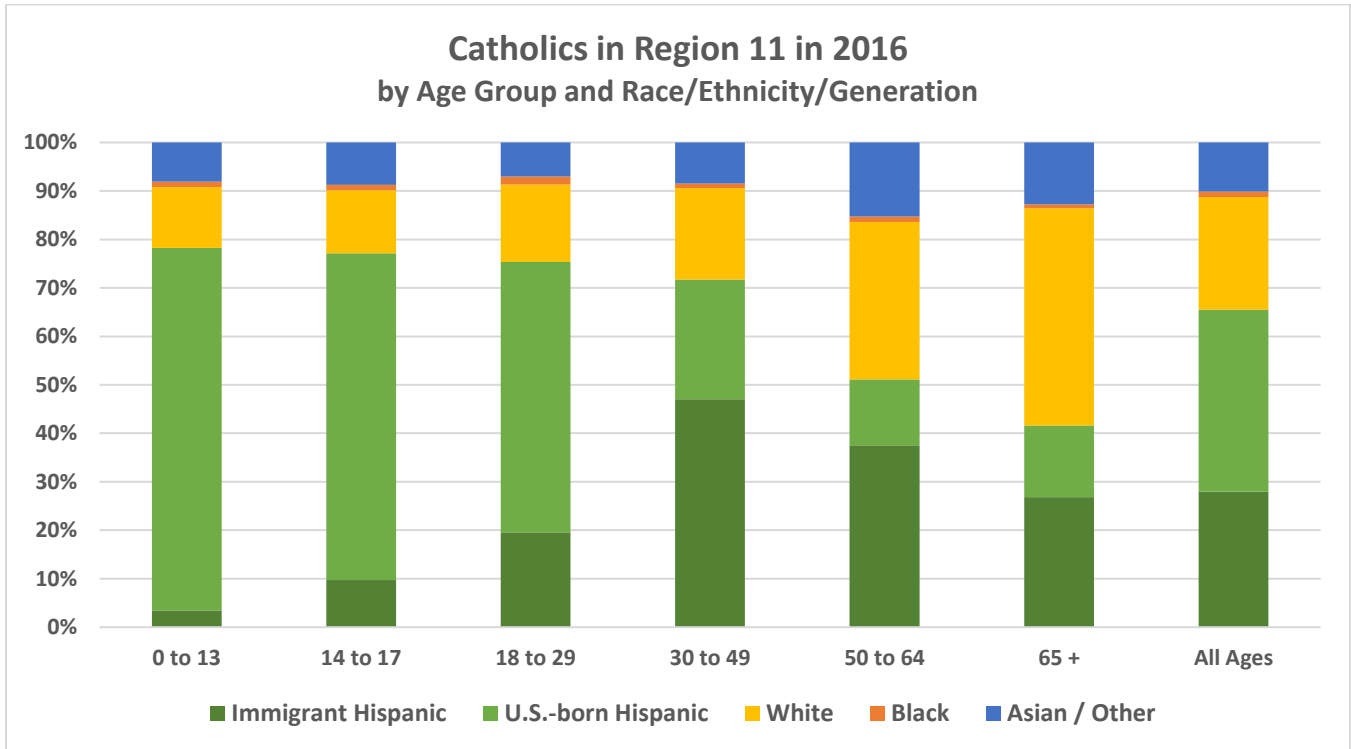


Key Demographic, Social, and Religious Statistics for the Dioceses of Region 11



| Total Population and Catholic Population in Region 11, by Race/Ethnicity | | | | | |
|--|--------------------------|--------------------------|------------|-----------------------------|--------------|
| Racial/Ethnic Groups in the Dioceses of Region 11 | Total Population in 2000 | Total Population in 2016 | % Change | Estimated Catholics in 2016 | % Catholic |
| White | 17,396,882 | 16,508,243 | -5% | 3,216,000 | 19.5% |
| Hispanic | 11,448,225 | 16,266,275 | 42% | 9,051,000 | 55.6% |
| Black | 2,421,362 | 2,842,185 | 17% | 152,000 | 5.3% |
| Asian/Other | 5,814,973 | 8,001,929 | 38% | 1,401,000 | 17.5% |
| Total | 37,081,442 | 43,618,632 | 18% | 13,819,000 | 31.7% |

| Hispanic/Latino Population in Region 11, by Diocese | | | | | |
|---|------------------------------------|------------------------------------|----------|--------------------------------------|------------|
| (Arch)Diocese | Hispanic/Latino Population in 2000 | Hispanic/Latino Population in 2016 | % Change | Estimated Hispanic Catholics in 2016 | % Catholic |
| Fresno | 1,002,546 | 1,614,113 | 61% | 886,000 | 55% |
| Honolulu | 87,699 | 148,706 | 70% | 60,000 | 40% |
| Las Vegas | 306,184 | 677,680 | 121% | 363,000 | 54% |
| Los Angeles | 4,630,615 | 5,483,546 | 18% | 3,169,000 | 58% |

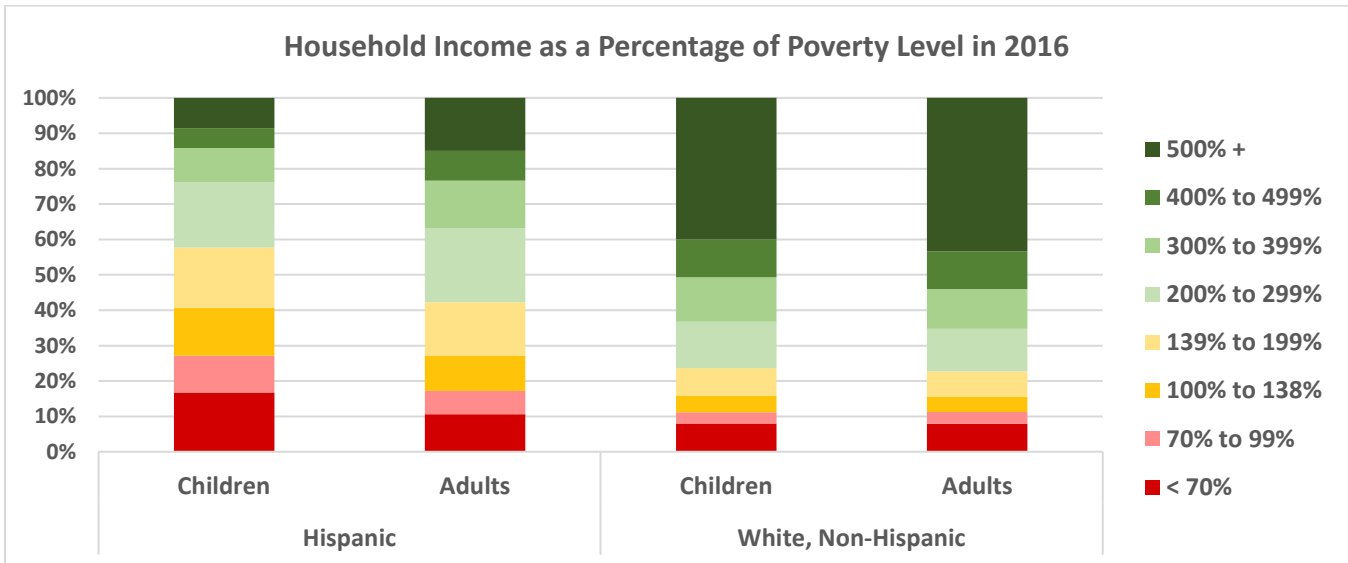
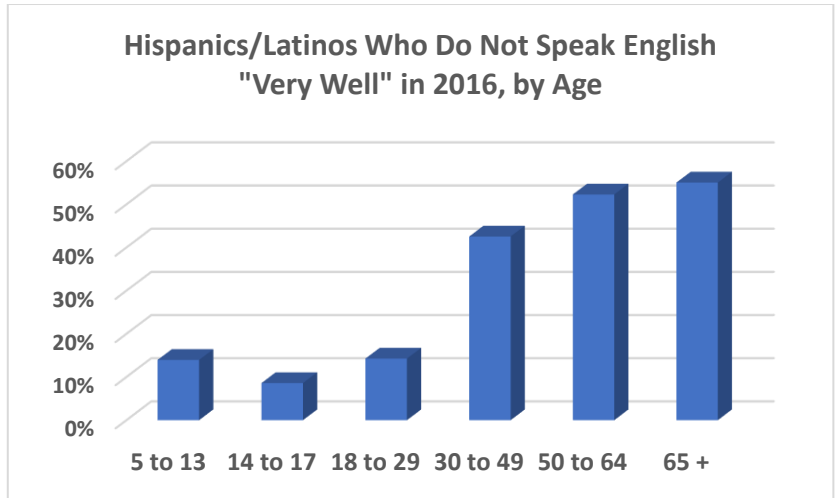
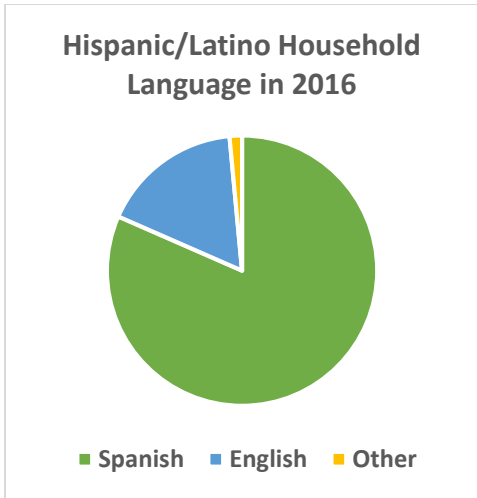
| (Arch)Diocese | Hispanic/Latino Population in 2000 | Hispanic/Latino Population in 2016 | % Change | Estimated Hispanic Catholics in 2016 | % Catholic |
|----------------|------------------------------------|------------------------------------|------------|--------------------------------------|--------------|
| Monterey | 322,167 | 445,133 | 38% | 245,000 | 55% |
| Oakland | 441,686 | 659,374 | 49% | 363,000 | 55% |
| Orange | 875,579 | 1,086,132 | 24% | 617,000 | 57% |
| Reno | 87,786 | 159,260 | 81% | 88,000 | 55% |
| Sacramento | 450,915 | 779,257 | 73% | 420,000 | 54% |
| San Bernardino | 1,228,962 | 2,286,028 | 86% | 1,217,000 | 53% |
| San Diego | 853,782 | 1,263,229 | 48% | 690,000 | 55% |
| San Francisco | 291,563 | 363,598 | 25% | 209,000 | 58% |
| San Jose | 403,401 | 496,842 | 23% | 292,000 | 59% |
| Santa Rosa | 141,818 | 235,818 | 66% | 130,000 | 55% |
| Stockton | 323,522 | 567,559 | 75% | 303,000 | 53% |
| Total | 11,448,225 | 16,266,275 | 42% | 9,051,000 | 55.6% |

Note: Numbers highlighted below in **yellow** are estimates. Data that were not provided are highlighted in **blue**.

| Hispanic Ministry in the Parishes and Catholic Schools of Region 11, by Diocese | | | | | | |
|---|---|-------------------------------|--------------------------------|------------------|------------------------------|--------------------------------------|
| (Arch)Diocese | # of Parishes with Hispanic/Latino Ministry | # of Weekly Masses in Spanish | # of Monthly Masses in Spanish | Total Attendance | # of Latino/a Students (K-8) | # of Latino/a Students (high school) |
| Fresno | 55 | 59 | 0 | 25,814 | 1,885/4,666 | 342/1,118 |
| Honolulu | 5 | 5 | 0 | 680 | 280/5,395 | 187/2,994 |
| Las Vegas | 13 | 32 | 0 | 21,731 | 239/2,390 | 233/1,491 |
| Los Angeles | 228 | 638 | 1 | 367,350 | 25,212/49,918 | 9,746/26,406 |
| Monterey | 32 | 98 | 0 | 30,950 | 332/3,084 | 385/1,771 |
| Oakland | 41 | 85 | 1 | 47,080 | 3,184/11,282 | 982/5,710 |
| Orange | 37 | 104 | 2 | 65,360 | 3,270/11,961 | 1,572/6,559 |
| Reno | 19 | 23 | 0 | 6,775 | 158/1,116 | 68/673 |
| Sacramento | 73 | 134 | 3 | 33,950 | 3,050/8,713 | 600/4,198 |
| San Bernardino | 85 | 222 | 0 | 98,287 | 2,721/5,982 | 604/1,515 |
| San Diego | 53 | 166 | 1 | 47,663 | 3,966/11,874 | 1,442/4,132 |
| San Francisco | 34 | 46 | 0 | 21,160 | 4,300/16,540 | 2,300/8,095 |
| San Jose | 28 | 54 | 1 | 19,571 | 1,999/9,289 | 1,527/7,050 |
| Santa Rosa | 29 | 43 | 0 | 14,898 | 533/2,176 | 252/1,515 |
| Stockton | 30 | 77 | 1 | 22,707 | 1,041/2,531 | 370/1,216 |
| Total | 762 | 1,786 | 10 | 823,976 | 52,170/146,917 | 20,610/74,443 |

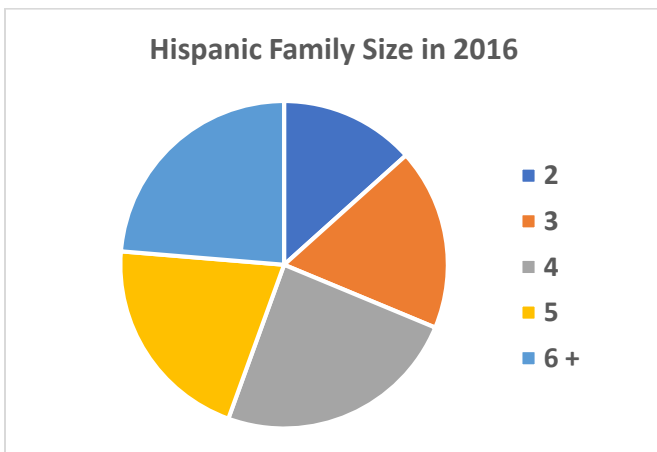
| Number of Hispanic/Latino Ecclesial Ministers in the Dioceses of Region 11 | | | | | | |
|--|------------|-----------|--------------|---------------------------|------------|-------------------------|
| (Arch)Diocese | Priests | | | Religious (men and women) | Deacons | Lay Ecclesial Ministers |
| | Active | Retired | Foreign-born | | | |
| Fresno | 29 | 7 | 36 | 26 | 29 | 97 |
| Honolulu | 3 | 0 | 0 | 0 | 1 | 40 |
| Las Vegas | 6 | 2 | 6 | 0 | 6 | 33 |
| Los Angeles | 286 | 34 | 221 | 395 | 201 | ??? |
| Monterey | 20 | 4 | 16 | 10 | 7 | 39 |
| Oakland | 21 | 3 | 21 | 1 | 13+ | 16 |
| Orange | 43 | 3 | 35 | 6 | 41 | 250 |
| Reno | 7 | N/A | 7 | 1 | 3 | 1 |
| Sacramento | 27 | 3 | 28 | 11 | 31 | N/A |
| San Bernardino | 54 | 12 | 45 | 21 | 47 | N/A |
| San Diego | 40 | 4 | 31 | 76 | 32 | N/A |
| San Francisco | 15 | 2 | 12 | 11 | 12 | 24 |
| San Jose | 19 | 3 | 14 | 39 | 7 | 19 |
| Santa Rosa | 14 | 1 | 15 | 0 | 11 | ??? |
| Stockton | 23 | N/A | 23 | 21 | 19 | 79 |
| Total | 607 | 78 | 510 | 618 | 460 | 598 |

Public Data from the U.S. Census Bureau's American Community Survey for the Geographic Territory Covered by the Dioceses of Region 11

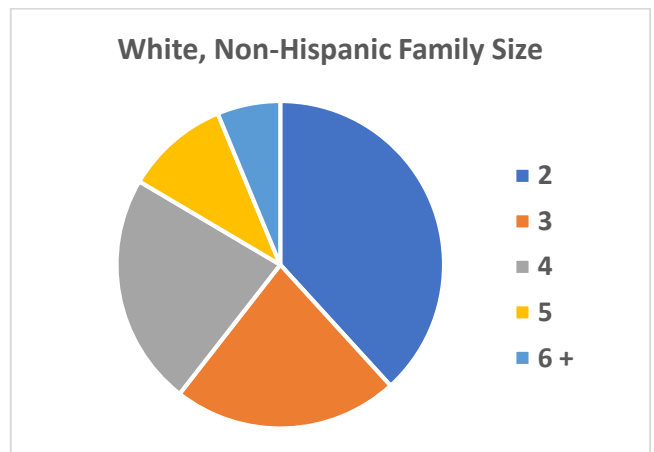


Median Hispanic Household Income: **\$60,000**

Median White Household Income: **\$93,000**

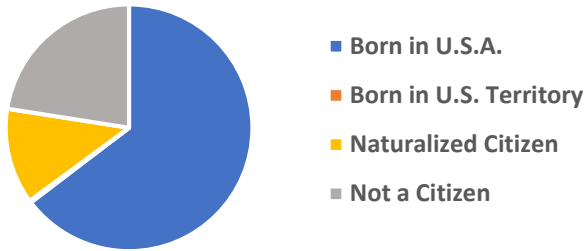


Average Family Size: **4.5**

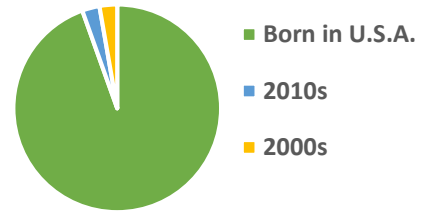


Average Family Size: **3.3**

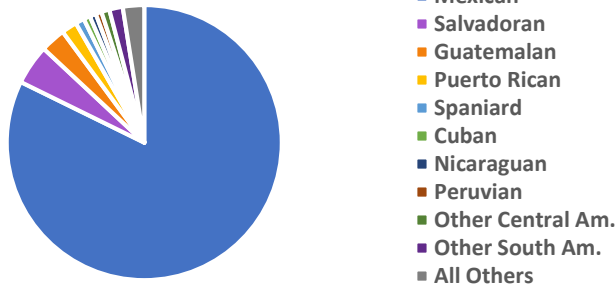
Citizenship of Hispanic Residents in 2016



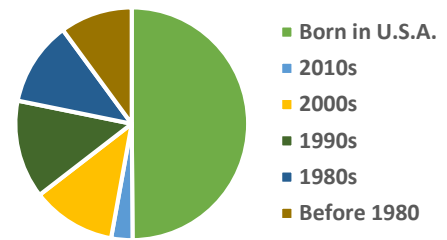
Decade of Entry for Hispanic Children



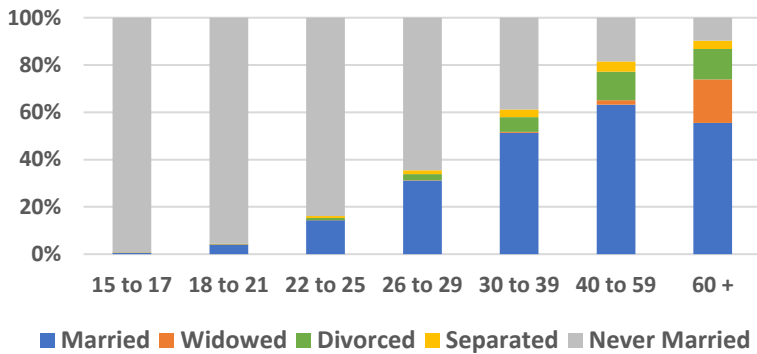
National Heritage of Hispanic Residents in 2016



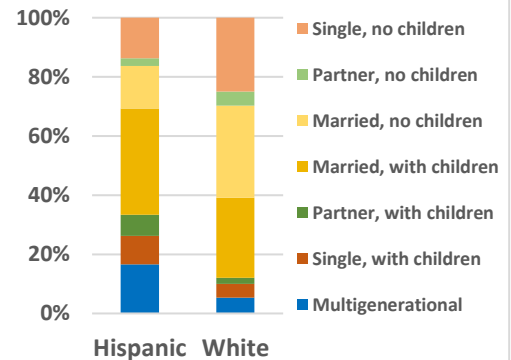
Decade of Entry for Hispanic Adults



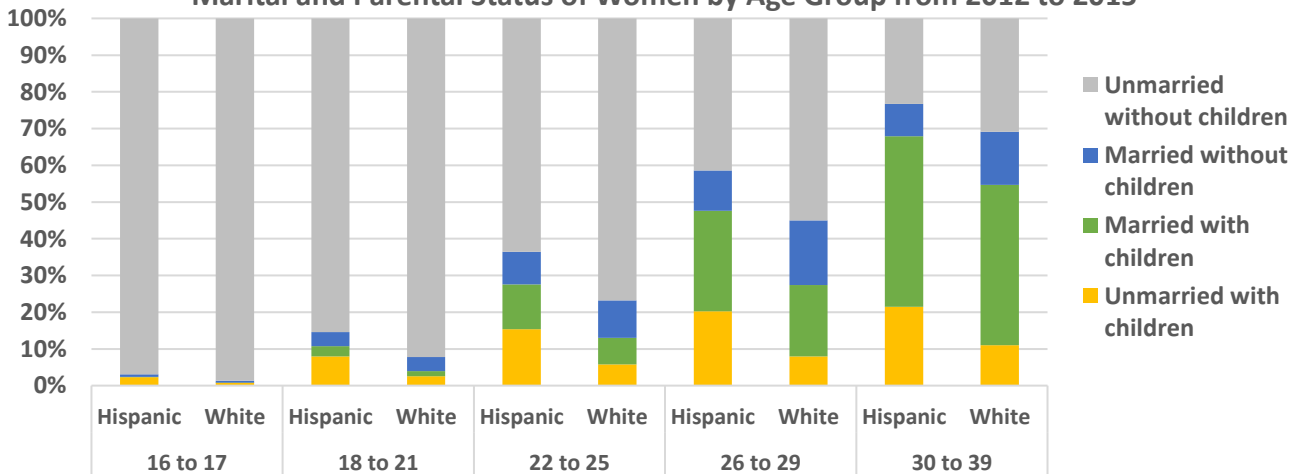
Hispanic Marital Status by Age in 2016



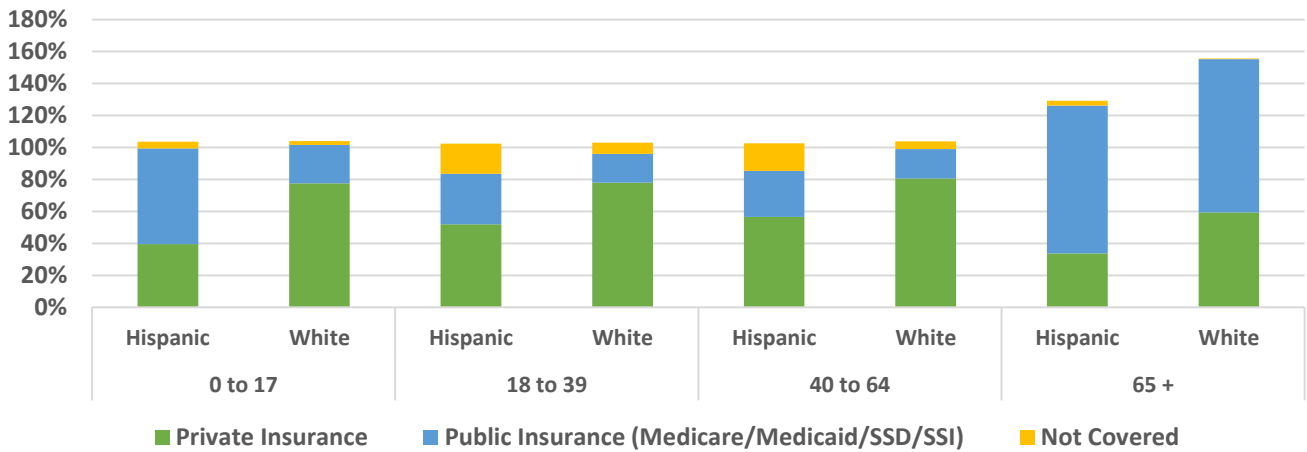
Household Type, 2012 to 2015



Marital and Parental Status of Women by Age Group from 2012 to 2015

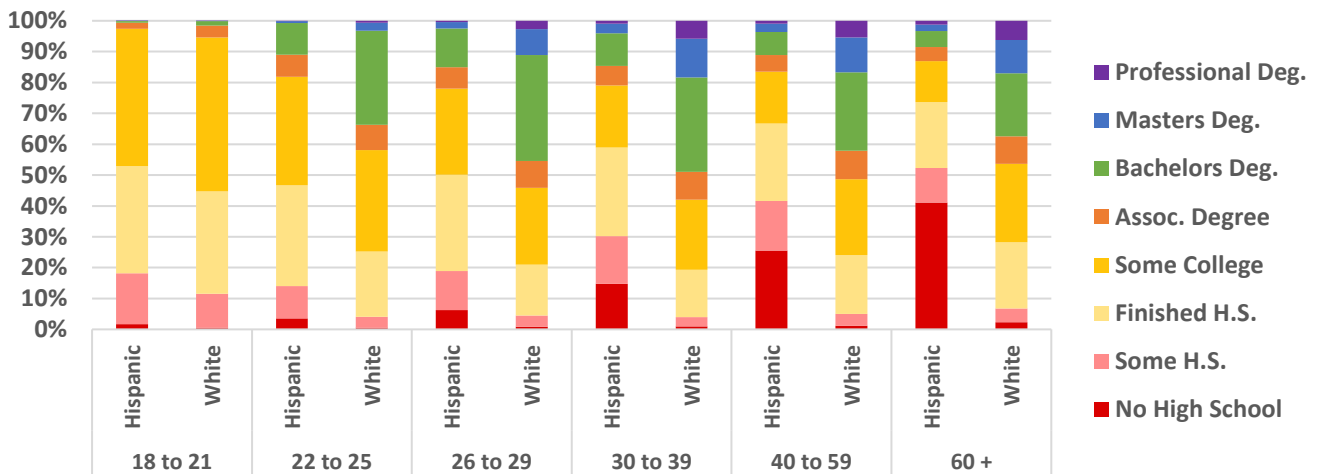


Health Insurance Coverage by Age Group in 2016*



* Numbers may exceed 100% because some individuals may have a combination of public and private insurance.

Educational Attainment by Age Group in 2016



School Enrollment Status by Age Group in 2016

