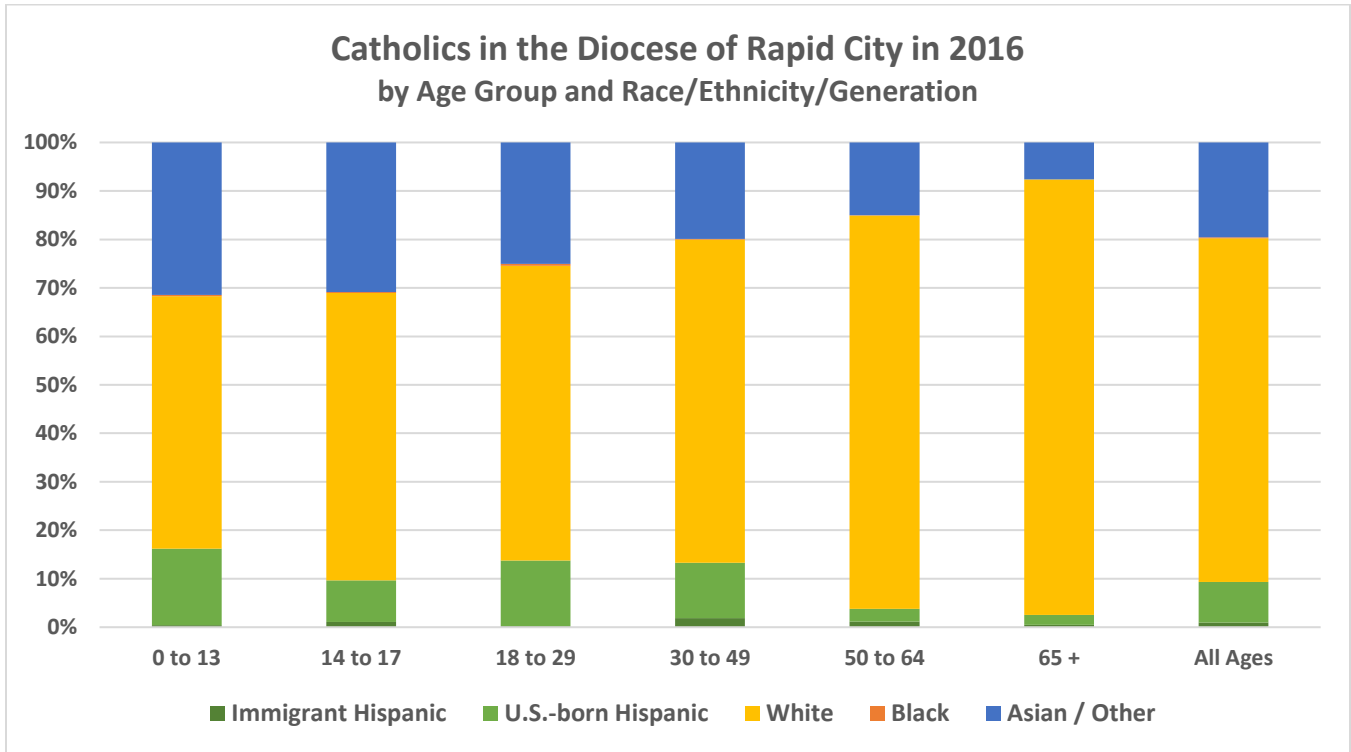


# Key Demographic, Social, and Religious Statistics for the Diocese of Rapid City



Racial/Ethnic Groups in the Diocese of Rapid City	Total Population in 2000	Total Population in 2016	% Change	Estimated Catholics in 2016	% Catholic
White	172,743	193,367	12%	38,000	20%
Hispanic	4,541	10,872	139%	5,000	47%
Black	1,275	4,684	267%	75	2%
Asian/Other	48,652	63,568	31%	10,500	17%
<b>Total</b>	<b>227,211</b>	<b>272,491</b>	<b>20%</b>	<b>54,000</b>	<b>20%</b>

Number of **parishes** with an organized Hispanic Ministry: **2**

Total regular **Mass attendance** in Spanish: **80** at **2** weekly Masses in Spanish in the Diocese  
**0** at **0** monthly Masses in Spanish in the Diocese

Number of Hispanics/Latinos **enrolled in Catholic schools**:

Kinder to 8<sup>th</sup>: **43** out of 1,012 enrolled

High School: **10** out of 500 enrolled

Number of Hispanic/Latino **priests** in the Diocese... Active: **1** Retired/Inactive: **0** Foreign-born: **1**

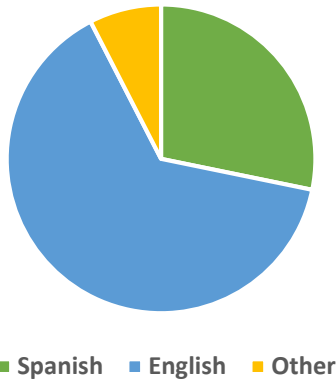
Number of Hispanic/Latino/a **religious** living and/or serving in the Diocese: **0**

Number of Hispanic/Latino **deacons** living and/or serving in the Diocese: **1**

Number of Hispanic/Latino/a **lay ecclesial ministers** serving 20+ hours per week in the Diocese: **1**

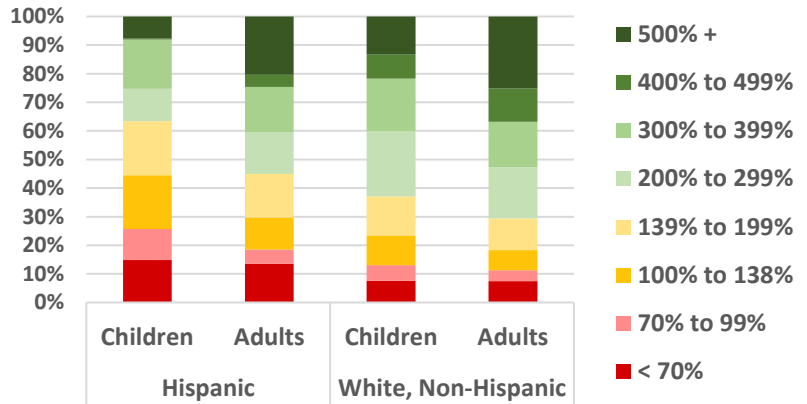
## Public Data from the U.S. Census Bureau's American Community Survey for the Geographic Territory Covered by the Diocese of Rapid City

**Hispanic/Latino Household Language, 2012 to 2015**



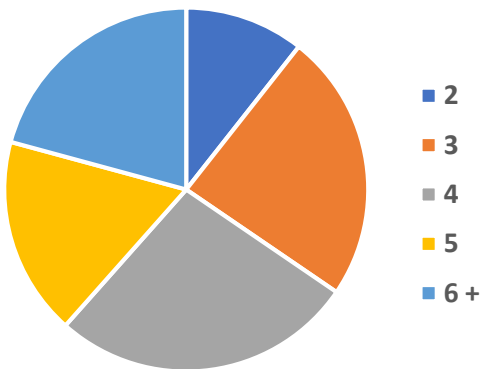
Median Hispanic Household Income: **\$51,500**

**Household Income as a Percentage of Poverty Level, 2012 to 2015**



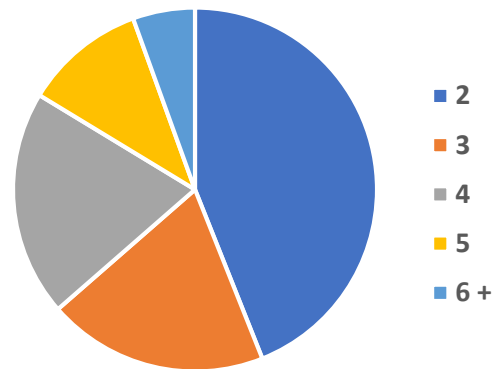
Median White Household Income: **\$62,000**

**Hispanic Family Size, 2012 to 2015**



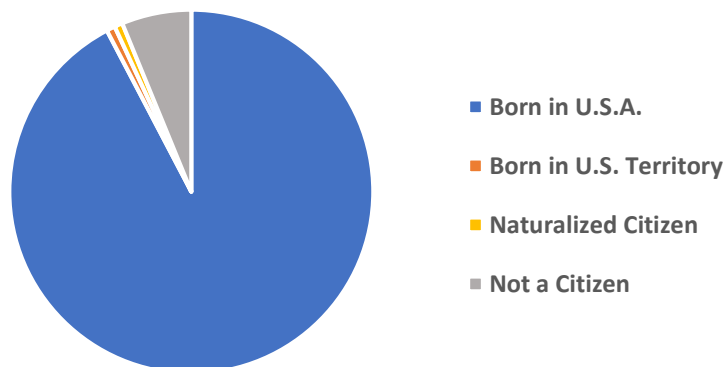
Average Family Size: **4.4**

**White, Non-Hispanic Family Size**

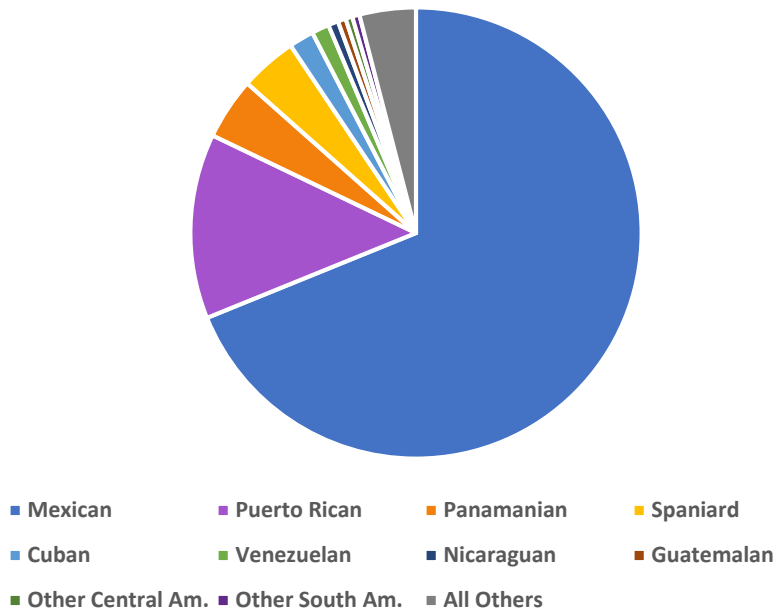


Average Family Size: **3.2**

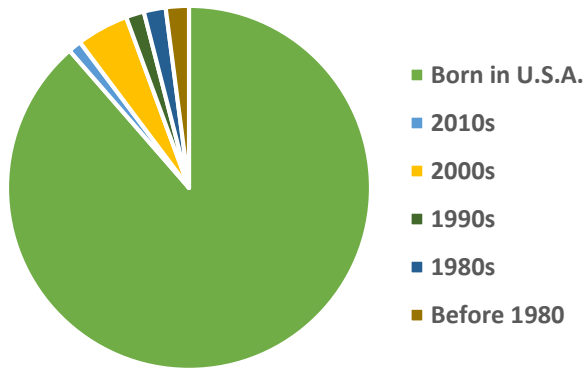
**Citizenship of Hispanic Residents, 2012 to 2015**



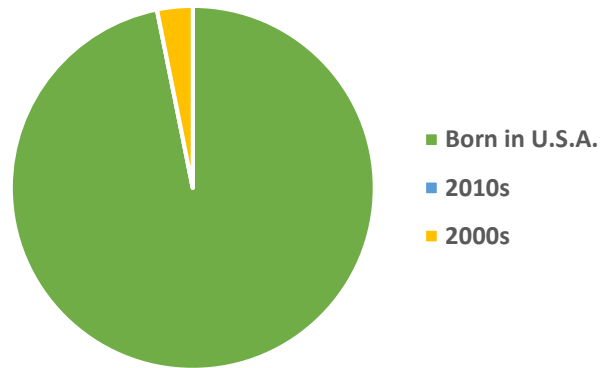
### National Heritage of Hispanic Residents, 2012 to 2015



### Decade of Entry for Hispanic Adults



### Decade of Entry for Hispanic Children



### Household Type, 2012 to 2015

