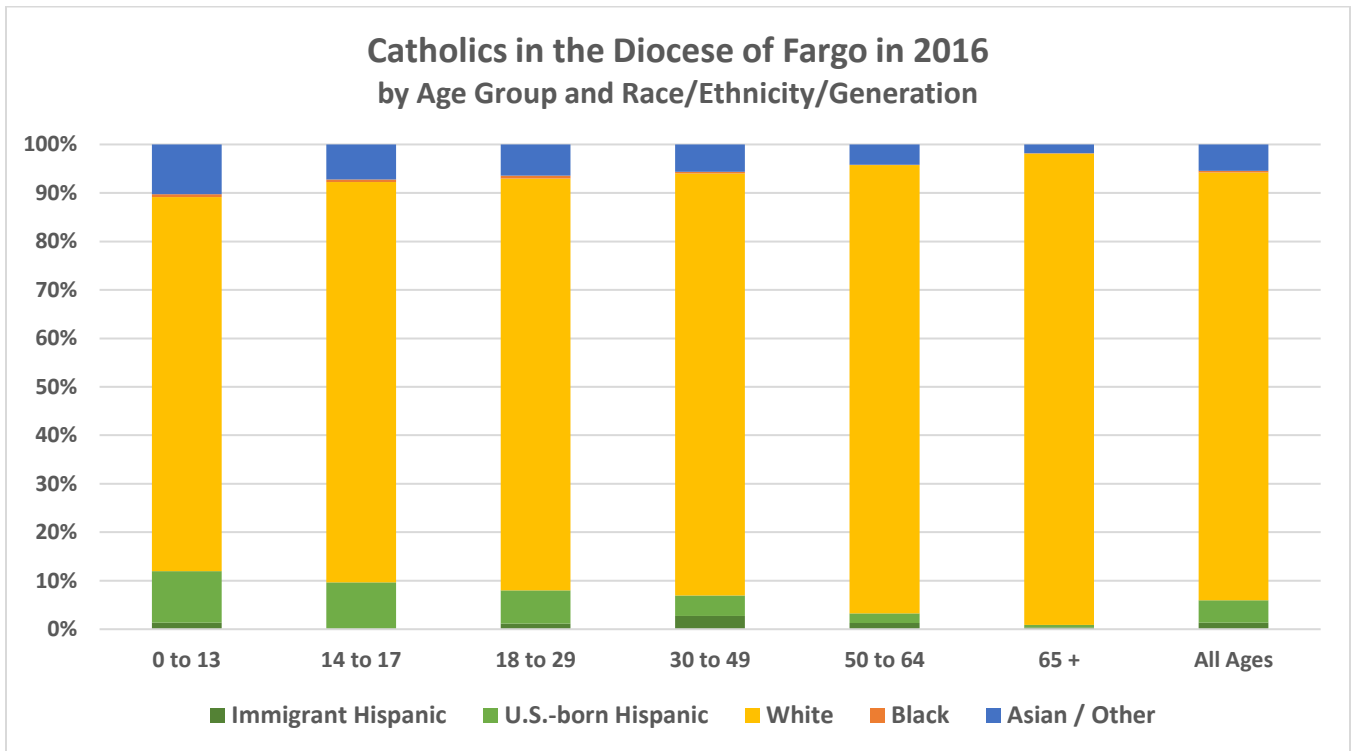


Key Demographic, Social, and Religious Statistics for the Diocese of Fargo



Racial/Ethnic Groups in the Diocese of Fargo	Total Population in 2000	Total Population in 2016	% Change	Estimated Catholics in 2016	% Catholic
White	348,074	363,047	4%	89,000	25%
Hispanic	5,078	13,671	169%	6,000	43%
Black	2,263	14,674	548%	300	2%
Asian/Other	24,406	36,969	51%	5,500	15%
Total	379,821	428,361	13%	101,000	24%

Number of **parishes** with an organized Hispanic Ministry: **2**

Total regular **Mass attendance** in Spanish: **130** at **1** weekly Masses in Spanish in the Diocese
25 at **1** monthly Masses in Spanish in the Diocese

Number of Hispanics/Latinos **enrolled in Catholic schools**:

Kinder to 8th: **10** out of 1,783 enrolled

High School: **3** out of 330 enrolled

Number of Hispanic/Latino **priests** in the Diocese... Active: **0** Retired/Inactive: **0** Foreign-born: **0**

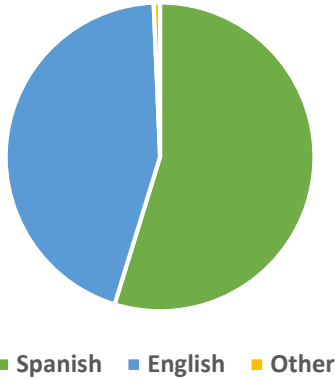
Number of Hispanic/Latino/a **religious** living and/or serving in the Diocese: **0**

Number of Hispanic/Latino **deacons** living and/or serving in the Diocese: **0**

Number of Hispanic/Latino/a **lay ecclesial ministers** serving 20+ hours per week in the Diocese: **0**

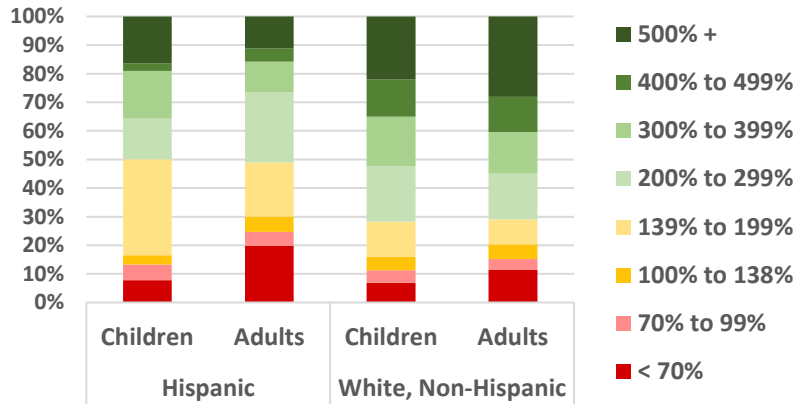
Public Data from the U.S. Census Bureau's American Community Survey for the Geographic Territory Covered by the Diocese of Fargo

Hispanic/Latino Household Language, 2012 to 2015



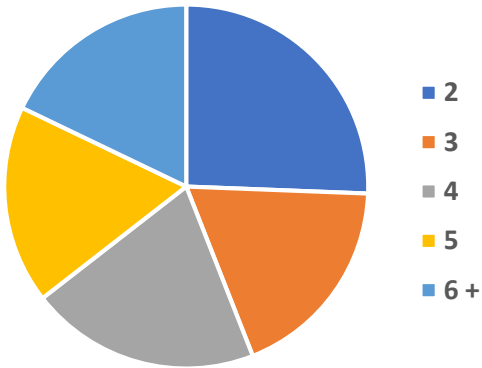
Median Hispanic Household Income: **\$51,500**

Household Income as a Percentage of Poverty Level, 2012 to 2015



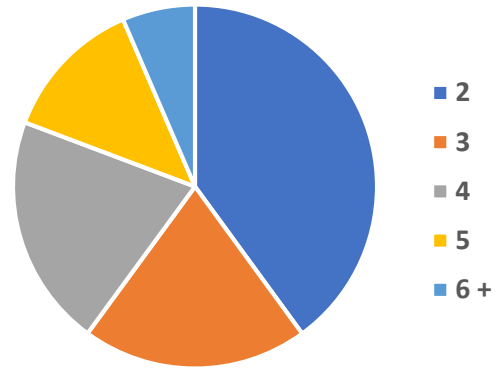
Median White Household Income: **\$70,000**

Hispanic Family Size, 2012 to 2015



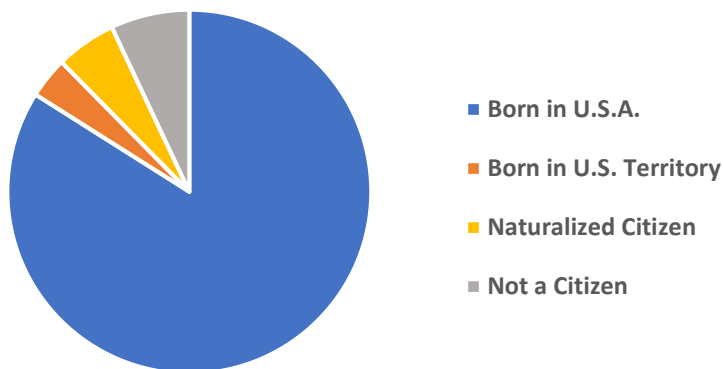
Average Family Size: **3.9**

White, Non-Hispanic Family Size

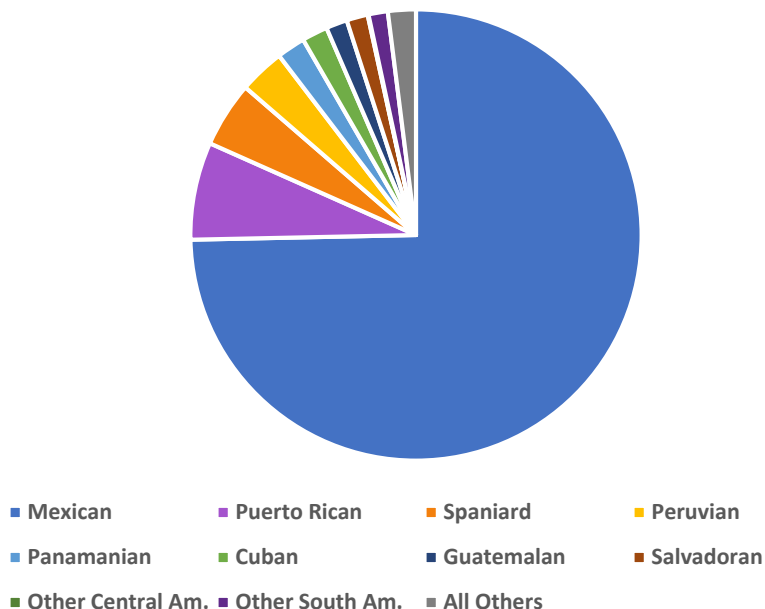


Average Family Size: **3.3**

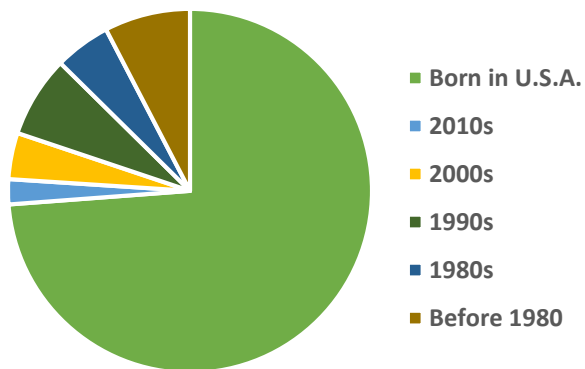
Citizenship of Hispanic Residents, 2012 to 2015



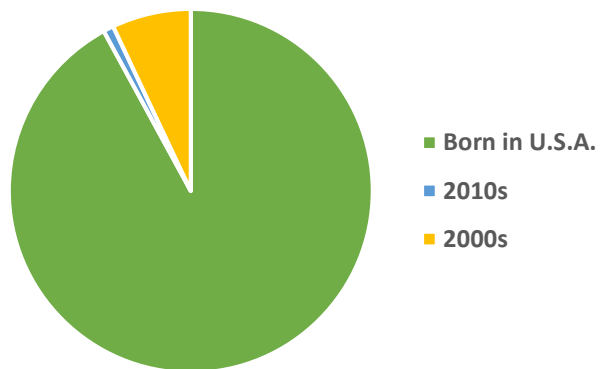
National Heritage of Hispanic Residents, 2012 to 2015



Decade of Entry for Hispanic Adults



Decade of Entry for Hispanic Children



Household Type, 2012 to 2015

