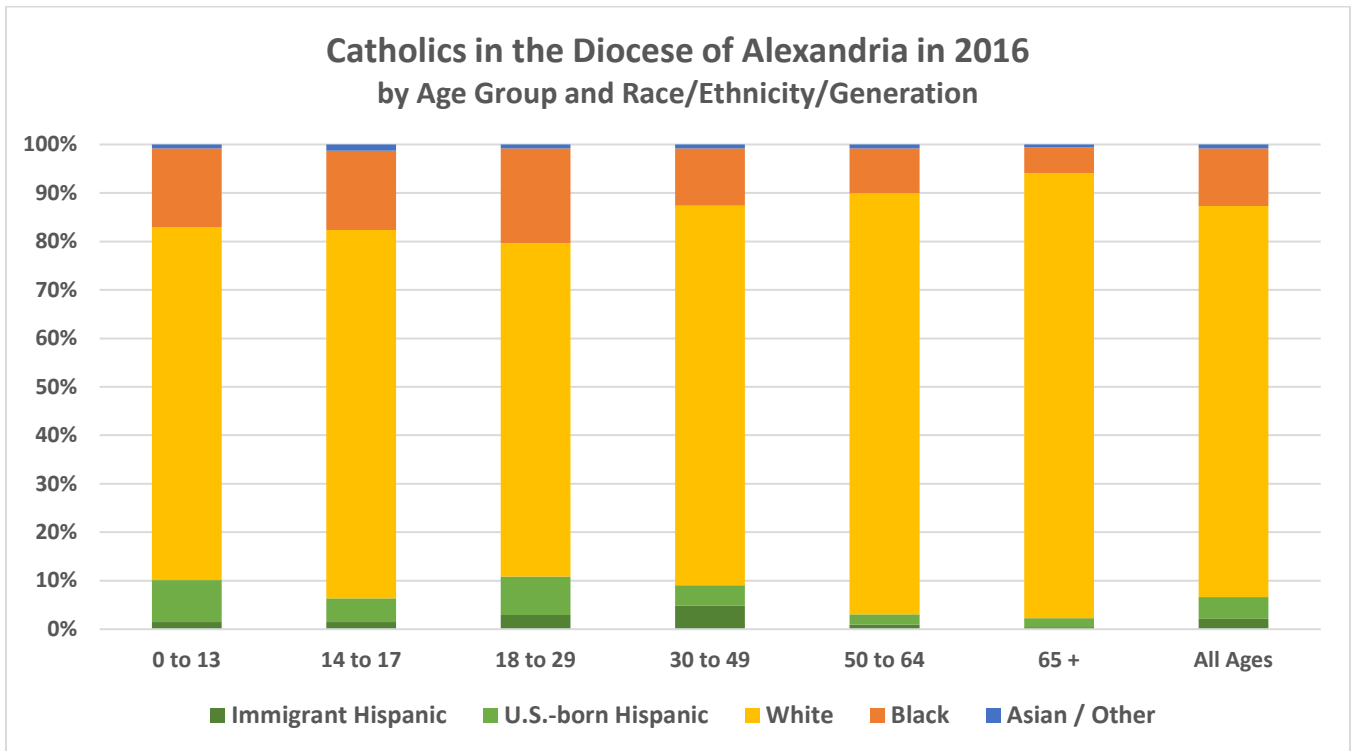


# Key Demographic, Social, and Religious Statistics for the Diocese of Alexandria



Racial/Ethnic Groups in the Diocese of Alexandria	Total Population in 2000	Total Population in 2016	% Change	Estimated Catholics in 2016	% Catholic
White	260,709	247,604	-5%	85,000	34%
Hispanic	7,386	14,365	94%	7,000	49%
Black	115,190	115,808	1%	12,500	11%
Asian/Other	9,354	10,826	16%	850	8%
<b>Total</b>	<b>392,639</b>	<b>388,603</b>	<b>-1%</b>	<b>105,000</b>	<b>27%</b>

Number of **parishes** with an organized Hispanic Ministry: **4**

Total regular **Mass attendance** in Spanish: **841** at **7** weekly Masses in Spanish in the Diocese  
**0** at **0** monthly Masses in Spanish in the Diocese

Number of Hispanics/Latinos **enrolled in Catholic schools**:

Kinder to 8<sup>th</sup>: **21** out of 1,980 enrolled

High School: **5** out of 714 enrolled

Number of Hispanic/Latino **priests** in the Diocese... Active: **3** Retired/Inactive: **0** Foreign-born: **3**

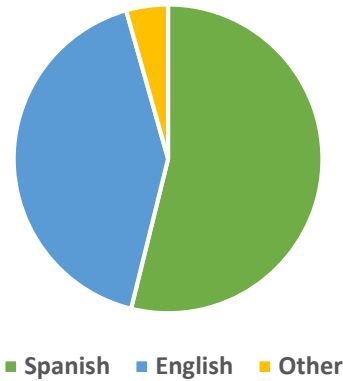
Number of Hispanic/Latino/a **religious** living and/or serving in the Diocese: **0**

Number of Hispanic/Latino **deacons** living and/or serving in the Diocese: **0**

Number of Hispanic/Latino/a **lay ecclesial ministers** serving 20+ hours per week in the Diocese: **0**

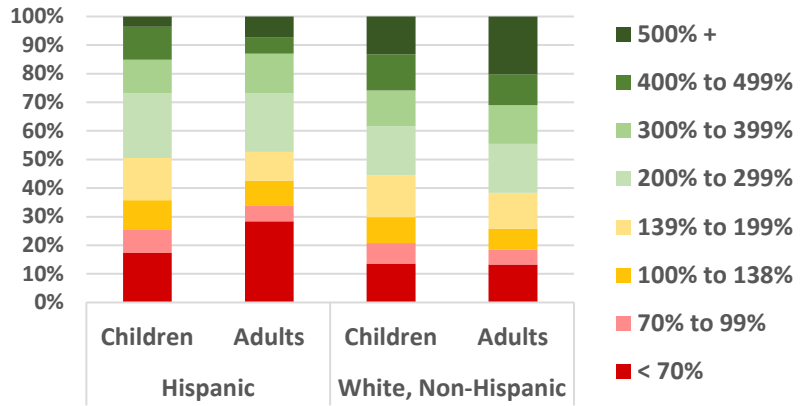
## Public Data from the U.S. Census Bureau's American Community Survey for the Geographic Territory Covered by the Diocese of Alexandria

**Hispanic/Latino Household Language, 2012 to 2015**



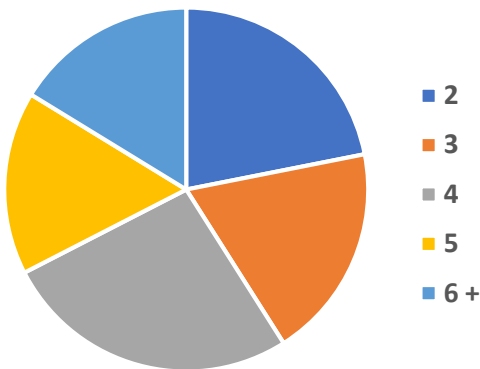
Median Hispanic Household Income: **\$50,500**

**Household Income as a Percentage of Poverty Level, 2012 to 2015**



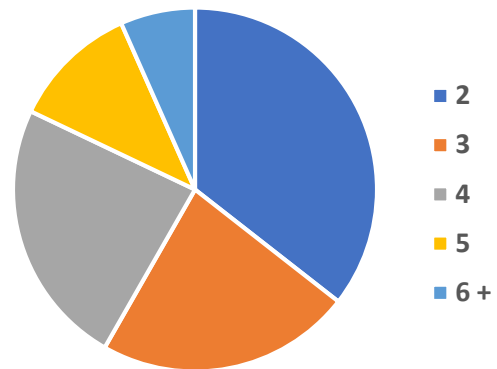
Median White Household Income: **\$54,000**

**Hispanic Family Size, 2012 to 2015**



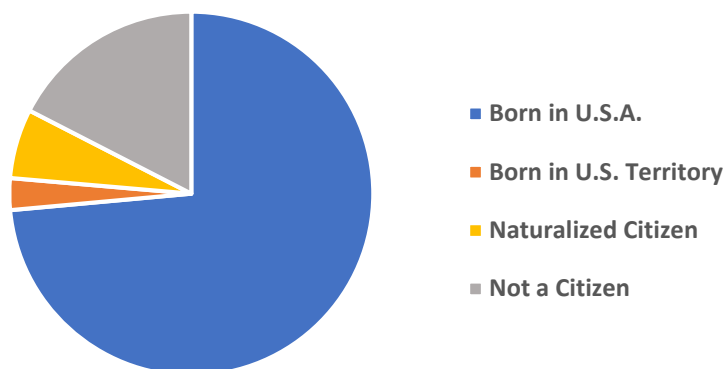
Average Family Size: **4.0**

**White, Non-Hispanic Family Size**

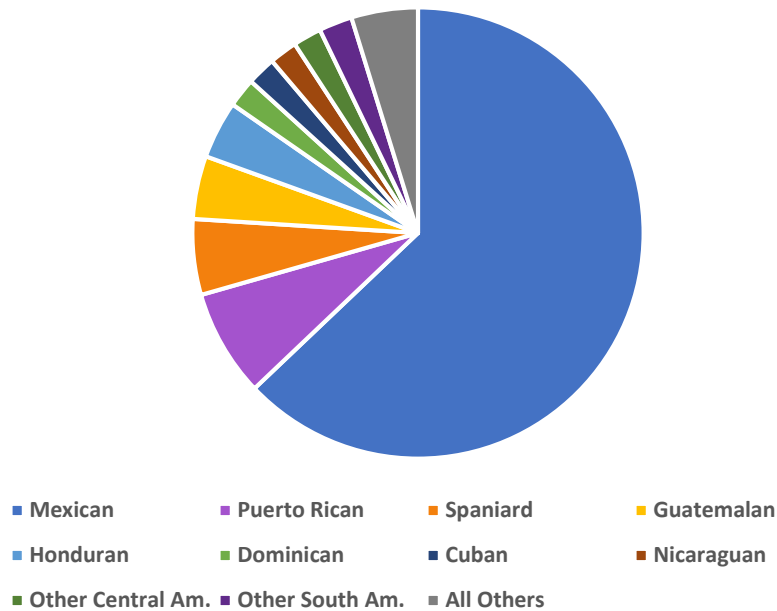


Average Family Size: **3.3**

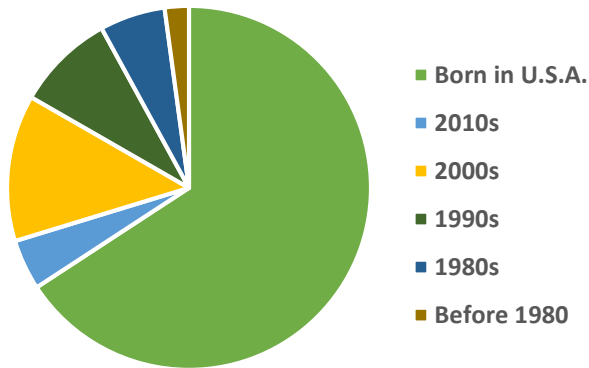
**Citizenship of Hispanic Residents, 2012 to 2015**



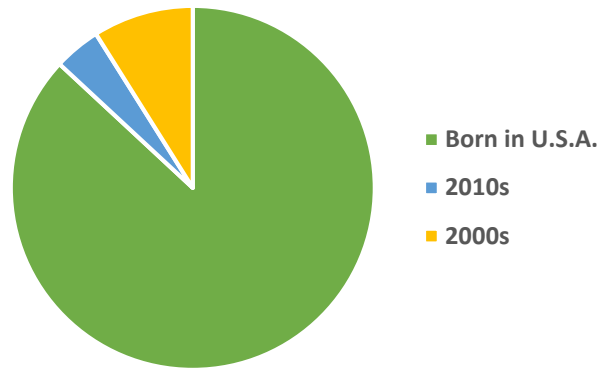
**National Heritage of Hispanic Residents, 2012 to 2015**



**Decade of Entry for Hispanic Adults**



**Decade of Entry for Hispanic Children**



**Household Type, 2012 to 2015**

