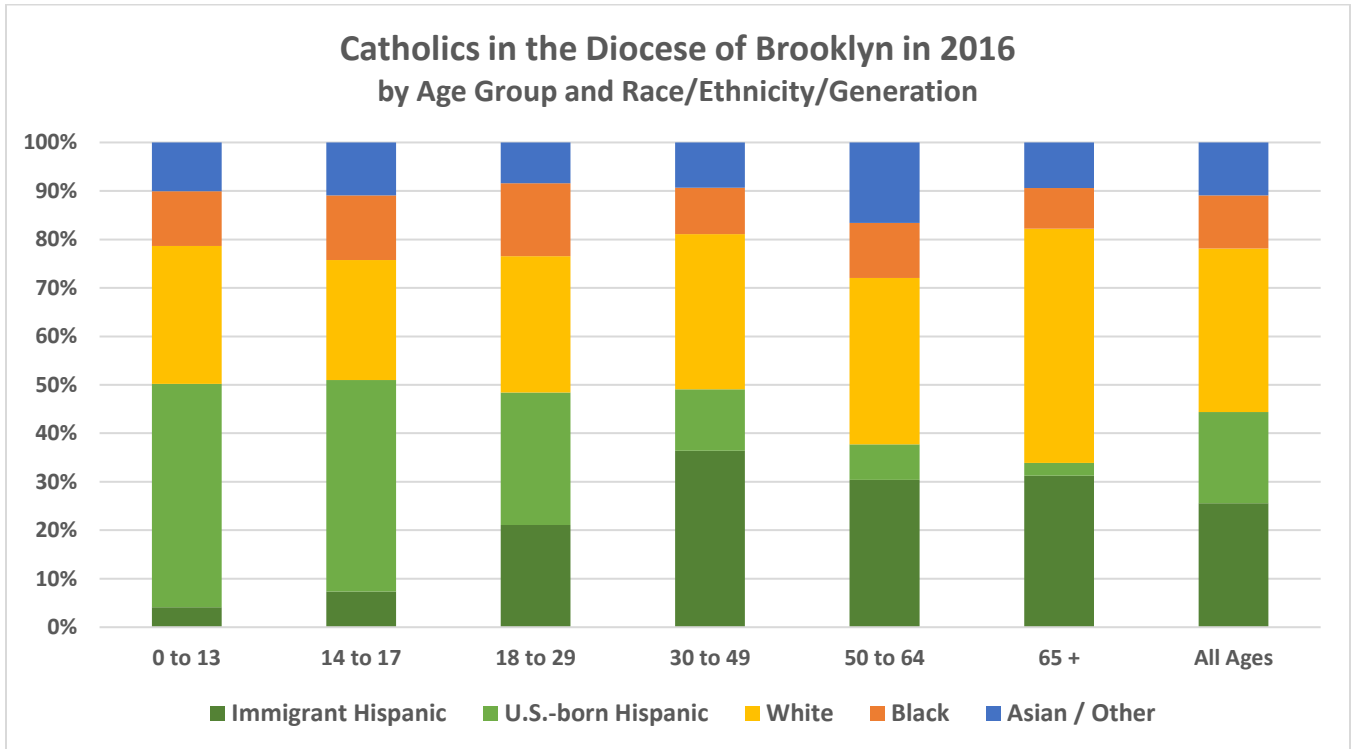


Key Demographic, Social, and Religious Statistics for the Diocese of Brooklyn



Racial/Ethnic Groups in the Diocese of Brooklyn	Total Population in 2000	Total Population in 2016	% Change	Estimated Catholics in 2016	% Catholic
White	1,587,427	1,519,552	-4%	509,000	34%
Hispanic	1,044,483	1,159,425	11%	671,000	58%
Black	1,344,539	1,244,983	-7%	166,000	13%
Asian/Other	718,256	1,038,692	45%	165,000	16%
Total	4,694,705	4,962,652	6%	1,510,000	30%

Number of **parishes** with an organized Hispanic Ministry: **110**

Total regular **Mass attendance** in Spanish: **61,100** at **172** weekly Masses in Spanish in the Diocese
0 at **0** monthly Masses in Spanish in the Diocese

Number of Hispanics/Latinos **enrolled in Catholic schools**:

Kinder to 8th: **6,766** out of 27,394 enrolled

High School: **2,233** out of 11,977 enrolled

Number of Hispanic/Latino **priests** in the Diocese... Active: **70** Retired/Inactive: **12** Foreign-born: **46**

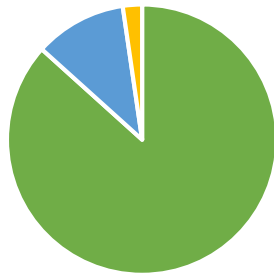
Number of Hispanic/Latino/a **religious** living and/or serving in the Diocese: **25**

Number of Hispanic/Latino **deacons** living and/or serving in the Diocese: **69**

Number of Hispanic/Latino/a **lay ecclesial ministers** serving 20+ hours per week in the Diocese: **124**

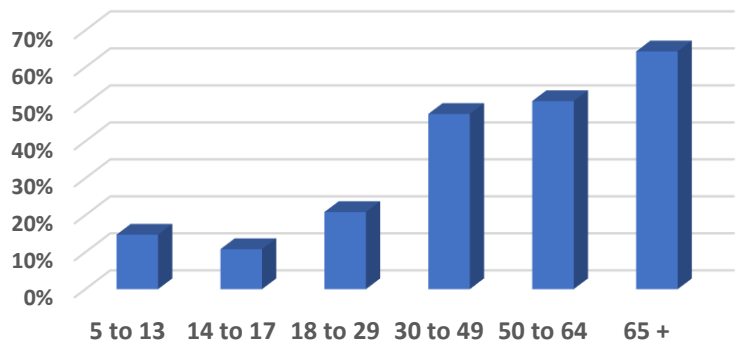
Public Data from the U.S. Census Bureau's American Community Survey for the Geographic Territory Covered by the Diocese of Brooklyn

Hispanic/Latino Household Language in 2016

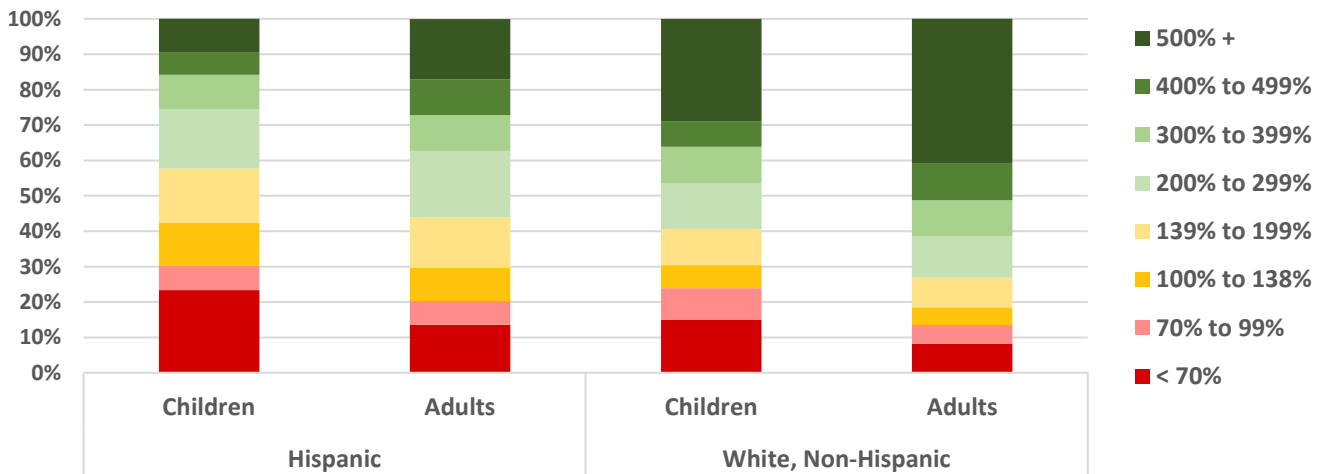


■ Spanish ■ English ■ Other

Hispanics/Latinos Who Do Not Speak English "Very Well" in 2016, by Age



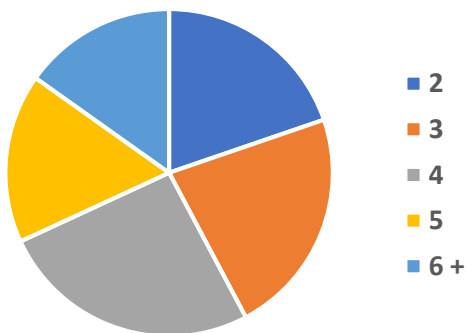
Household Income as a Percentage of Poverty Level in 2016



Median Hispanic Household Income: **\$58,000**

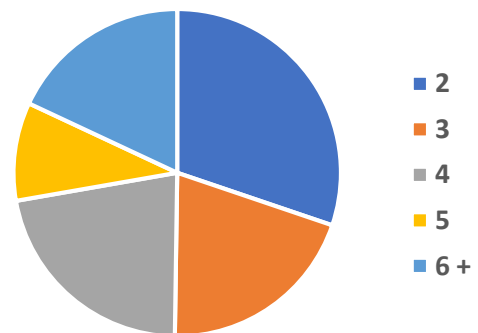
Median White Household Income: **\$86,000**

Hispanic Family Size in 2016



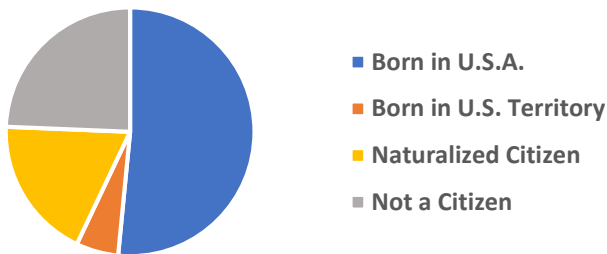
Average Family Size: **4.0**

White, Non-Hispanic Family Size

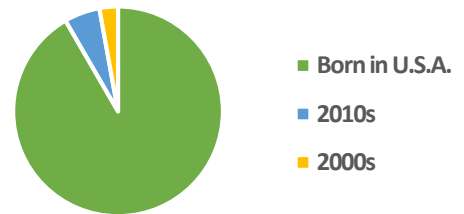


Average Family Size: **3.9**

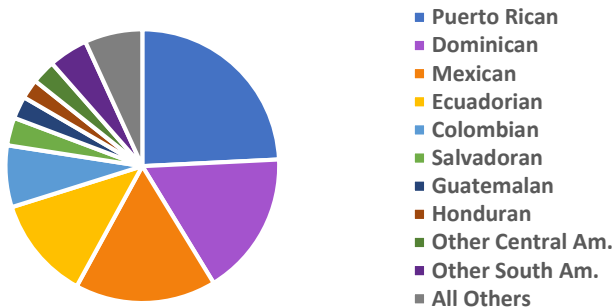
Citizenship of Hispanic Residents in 2016



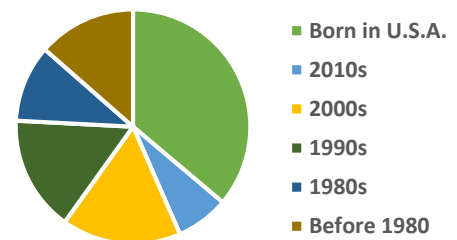
Decade of Entry for Hispanic Children



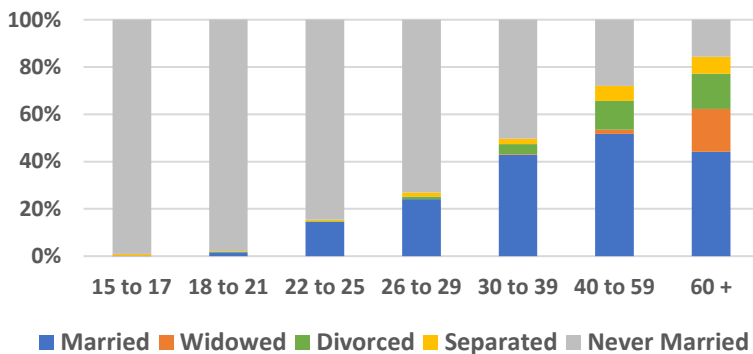
National Heritage of Hispanic Residents in 2016



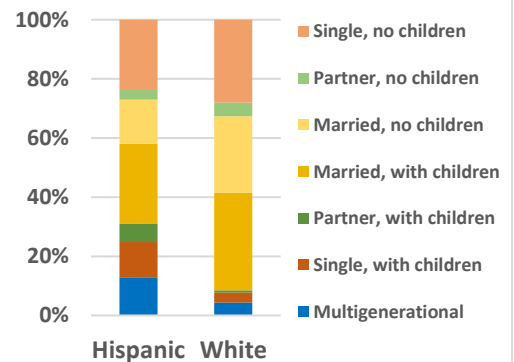
Decade of Entry for Hispanic Adults



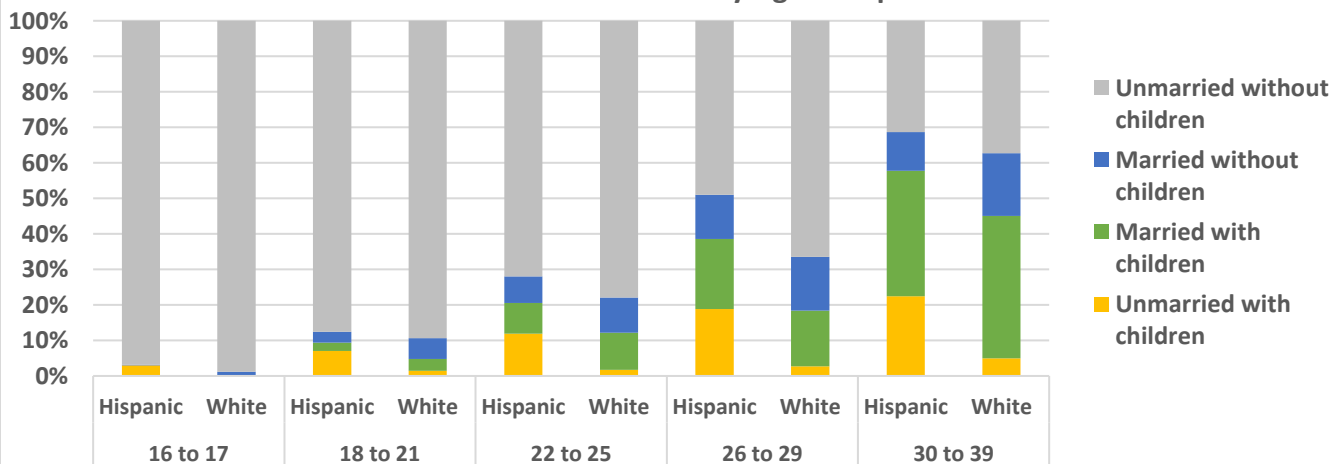
Hispanic Marital Status by Age in 2016



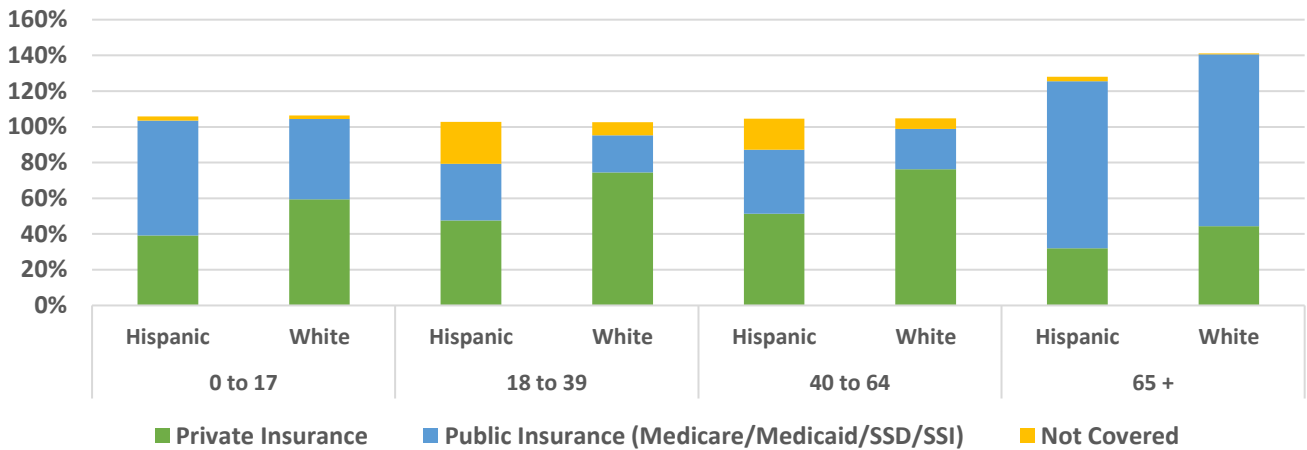
Household Type, 2012 to 2015



Marital and Parental Status of Women by Age Group from 2012 to 2015

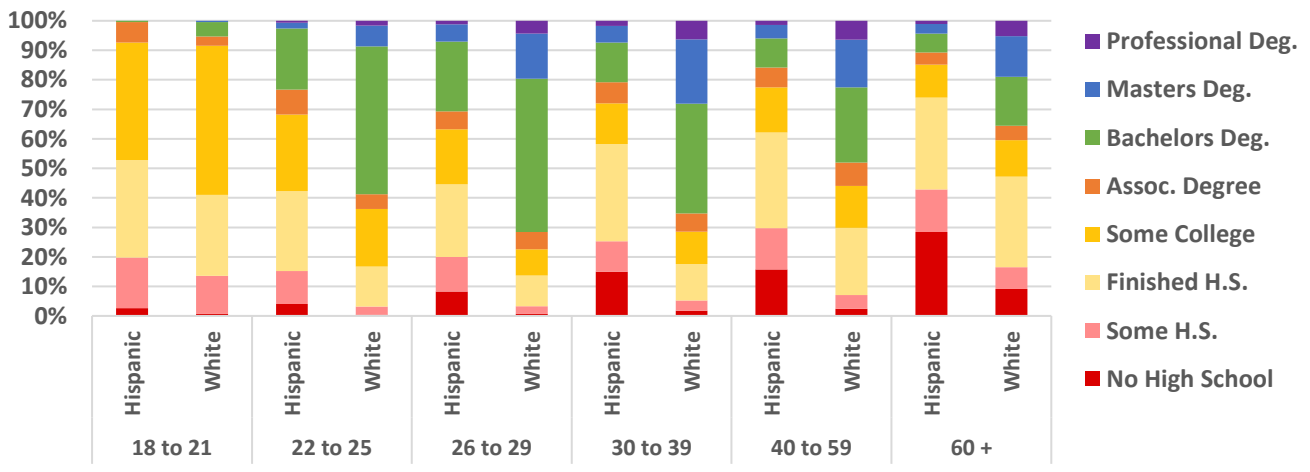


Health Insurance Coverage by Age Group in 2016*



* Numbers may exceed 100% because some individuals may have a combination of public and private insurance.

Educational Attainment by Age Group in 2016



School Enrollment Status by Age Group in 2016

