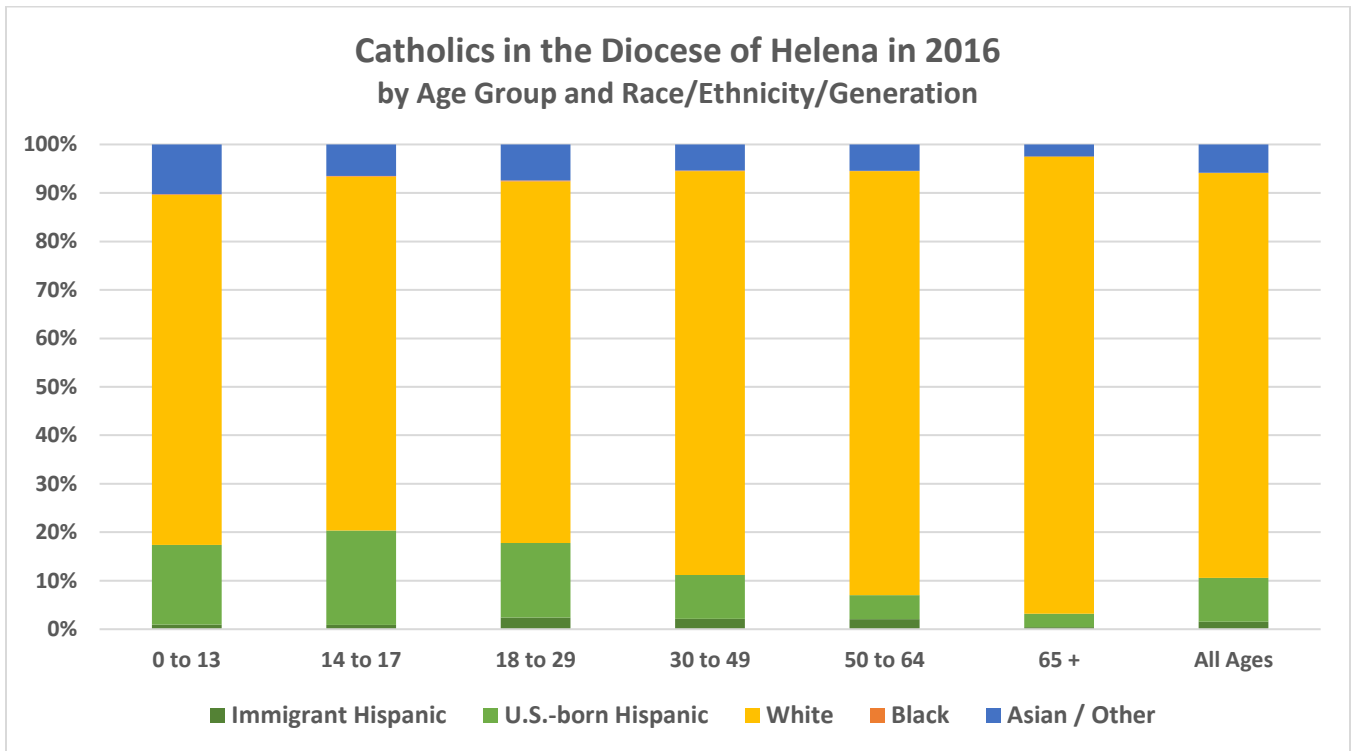


Key Demographic, Social, and Religious Statistics for the Diocese of Helena



Racial/Ethnic Groups in the Diocese of Helena	Total Population in 2000	Total Population in 2016	% Change	Estimated Catholics in 2016	% Catholic
White	466,294	535,065	15%	79,000	15%
Hispanic	8,596	18,978	121%	10,000	53%
Black	955	2,751	188%	75	3%
Asian/Other	33,594	45,814	36%	5,500	13%
Total	509,439	602,608	18%	95,000	16%

Number of **parishes** with an organized Hispanic Ministry: **4**

Total regular **Mass attendance** in Spanish: **0** at **0** weekly Masses in Spanish in the Diocese
150 at **4** monthly Masses in Spanish in the Diocese

Number of Hispanics/Latinos **enrolled in Catholic schools**:

Kinder to 8th: **4** out of 842 enrolled High School: **1** out of 314 enrolled

Number of Hispanic/Latino **priests** in the Diocese... Active: **0** Retired/Inactive: **0** Foreign-born: **0**

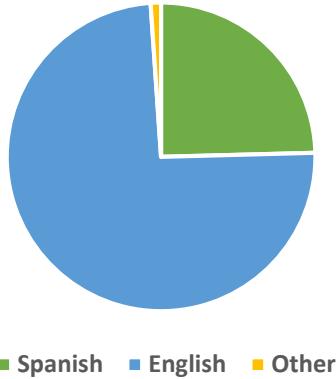
Number of Hispanic/Latino/a **religious** living and/or serving in the Diocese: **0**

Number of Hispanic/Latino **deacons** living and/or serving in the Diocese: **0**

Number of Hispanic/Latino/a **lay ecclesial ministers** serving 20+ hours per week in the Diocese: **0**

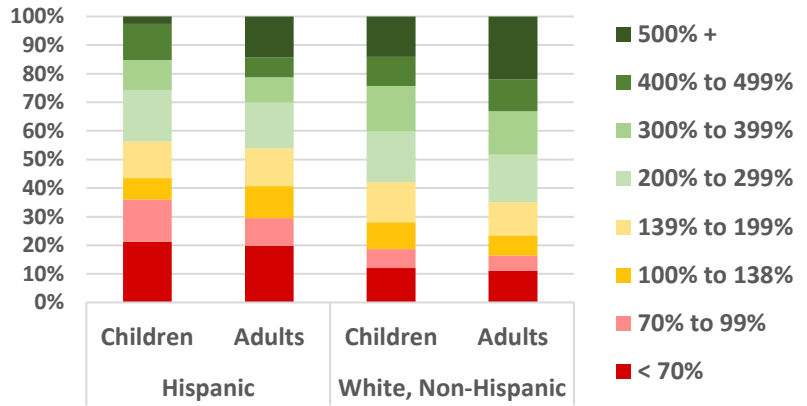
Public Data from the U.S. Census Bureau's American Community Survey for the Geographic Territory Covered by the Diocese of Helena

Hispanic/Latino Household Language, 2012 to 2015



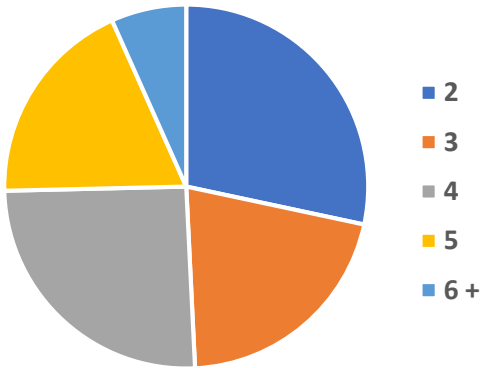
Median Hispanic Household Income: **\$45,000**

Household Income as a Percentage of Poverty Level, 2012 to 2015



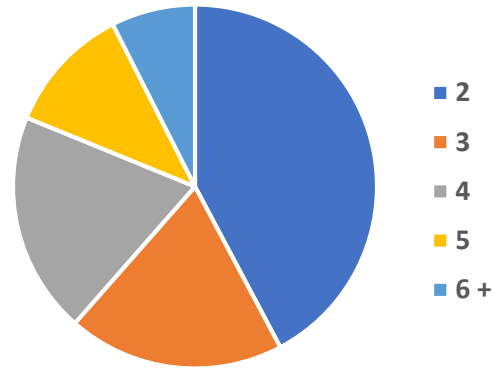
Median White Household Income: **\$56,500**

Hispanic Family Size, 2012 to 2015



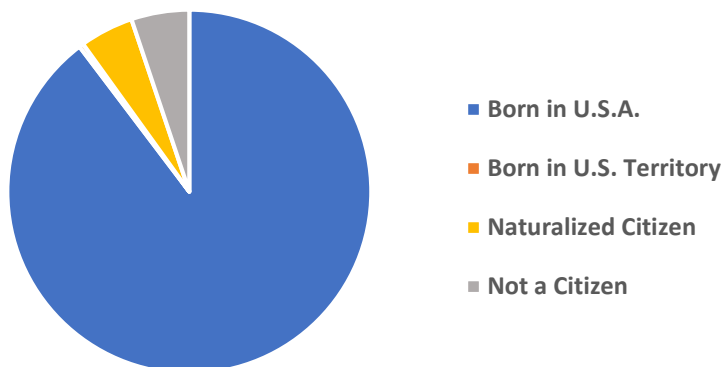
Average Family Size: **3.6**

White, Non-Hispanic Family Size

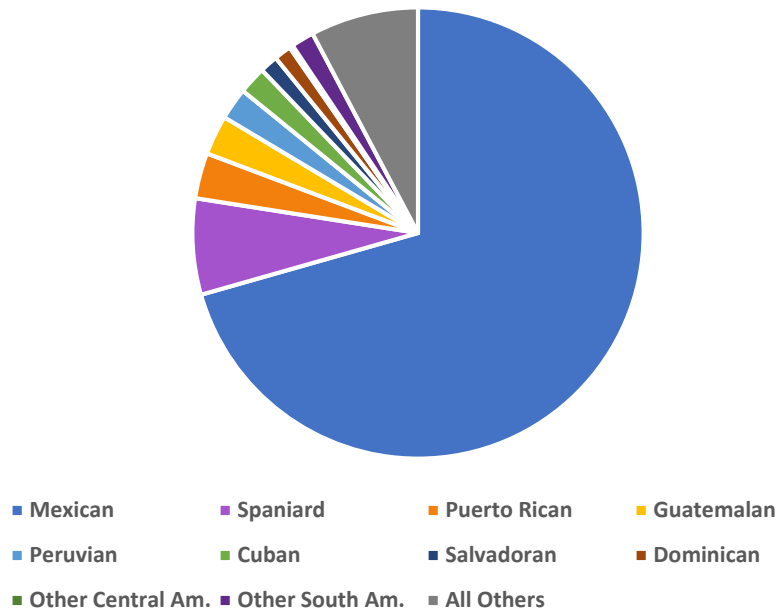


Average Family Size: **3.3**

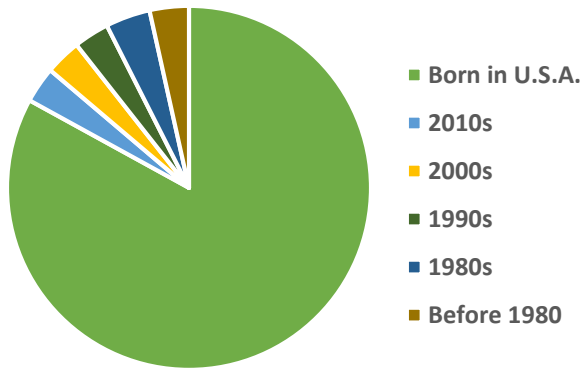
Citizenship of Hispanic Residents, 2012 to 2015



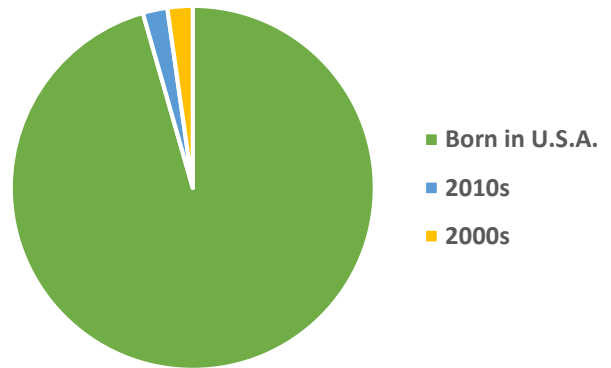
National Heritage of Hispanic Residents, 2012 to 2015



Decade of Entry for Hispanic Adults



Decade of Entry for Hispanic Children



Household Type, 2012 to 2015

