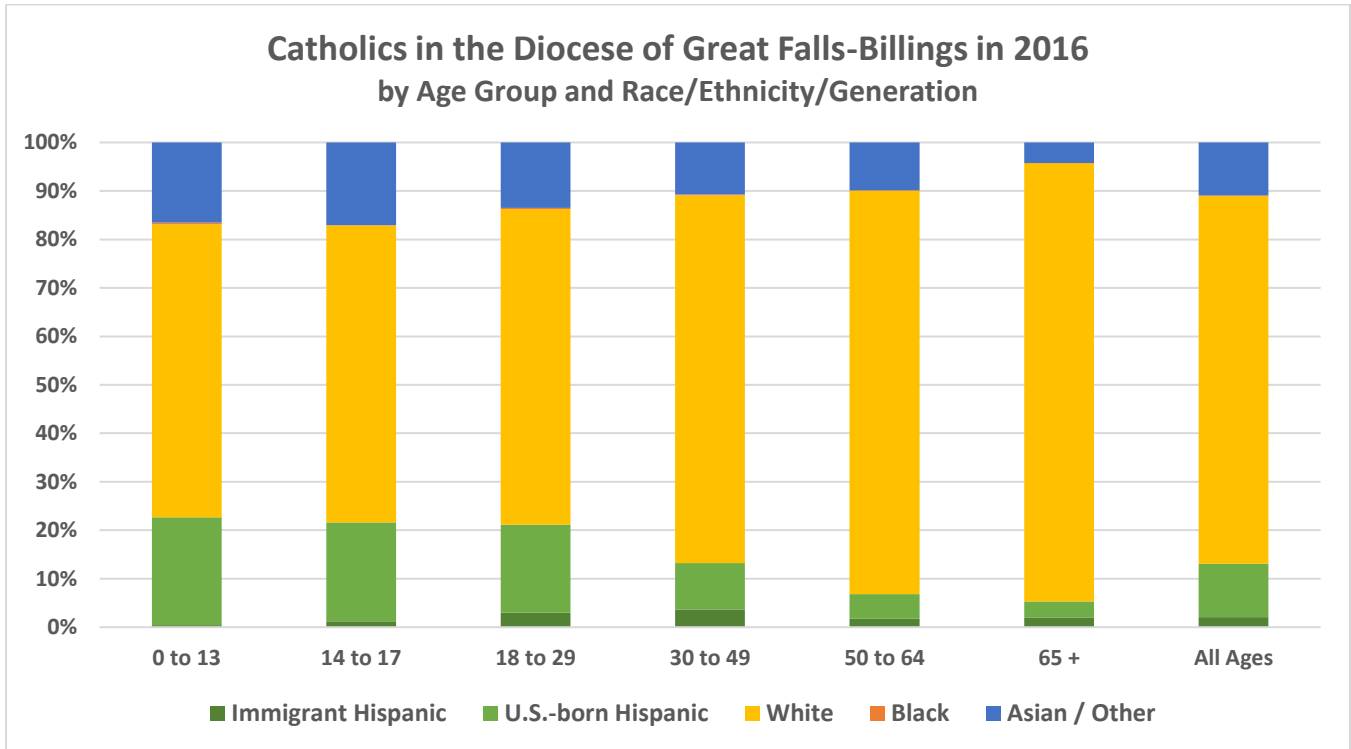


# Key Demographic, Social, and Religious Statistics for the Diocese of Great Falls-Billings



Racial/Ethnic Groups in the Diocese of Great Falls-Billings	Total Population in 2000	Total Population in 2016	% Change	Estimated Catholics in 2016	% Catholic
White	341,529	366,403	7%	52,000	14%
Hispanic	9,485	17,718	87%	9,000	51%
Black	1,737	4,438	155%	100	2%
Asian/Other	40,005	51,353	28%	7,500	15%
<b>Total</b>	<b>392,756</b>	<b>439,912</b>	<b>12%</b>	<b>69,000</b>	<b>16%</b>

Number of **parishes** with an organized Hispanic Ministry: **1**

Total regular **Mass attendance** in Spanish: **100** at **1** weekly Masses in Spanish in the Diocese  
**0** at **0** monthly Masses in Spanish in the Diocese

Number of Hispanics/Latinos **enrolled in Catholic schools**:

Kinder to 8<sup>th</sup>: **40** out of 1,942 enrolled

High School: **10** out of 603 enrolled

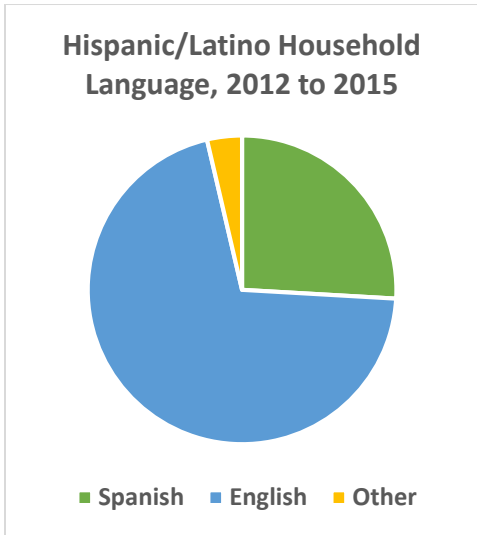
Number of Hispanic/Latino **priests** in the Diocese... Active: **1** Retired/Inactive: **0** Foreign-born: **1**

Number of Hispanic/Latino/a **religious** living and/or serving in the Diocese: **0**

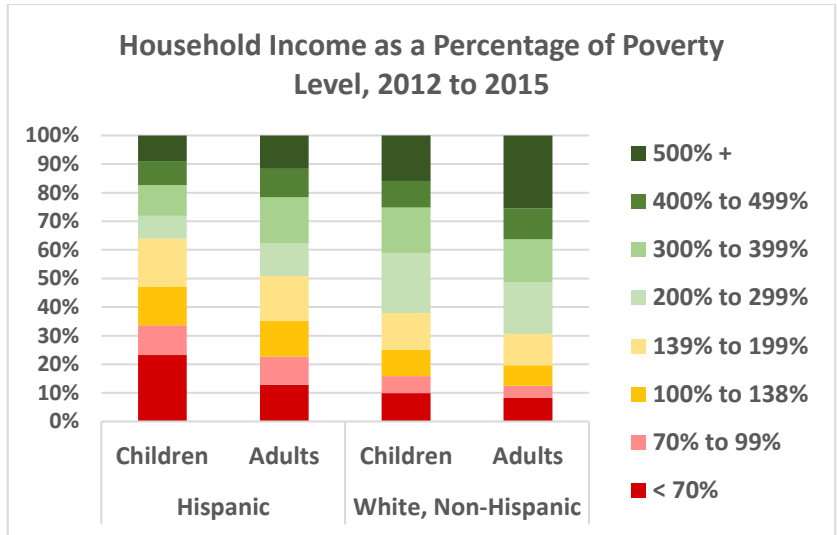
Number of Hispanic/Latino **deacons** living and/or serving in the Diocese: **0**

Number of Hispanic/Latino/a **lay ecclesial ministers** serving 20+ hours per week in the Diocese: **1**

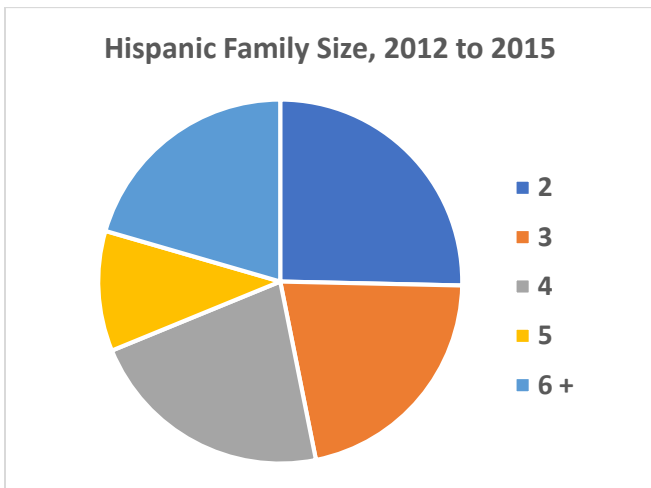
## Public Data from the U.S. Census Bureau's American Community Survey for the Geographic Territory Covered by the Diocese of Great Falls-Billings



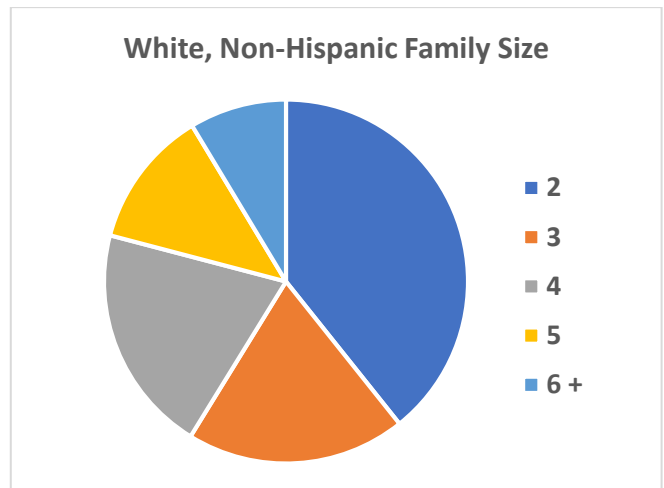
Median Hispanic Household Income: **\$48,500**



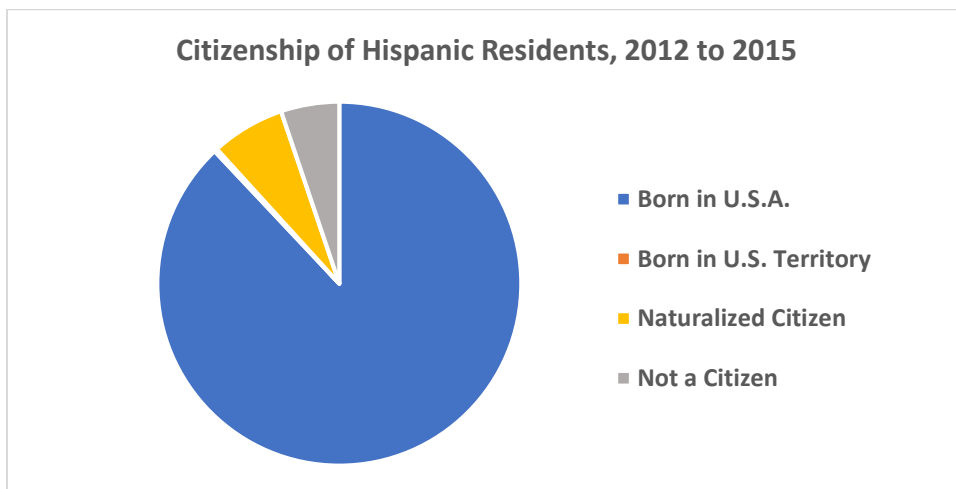
Median White Household Income: **\$62,000**



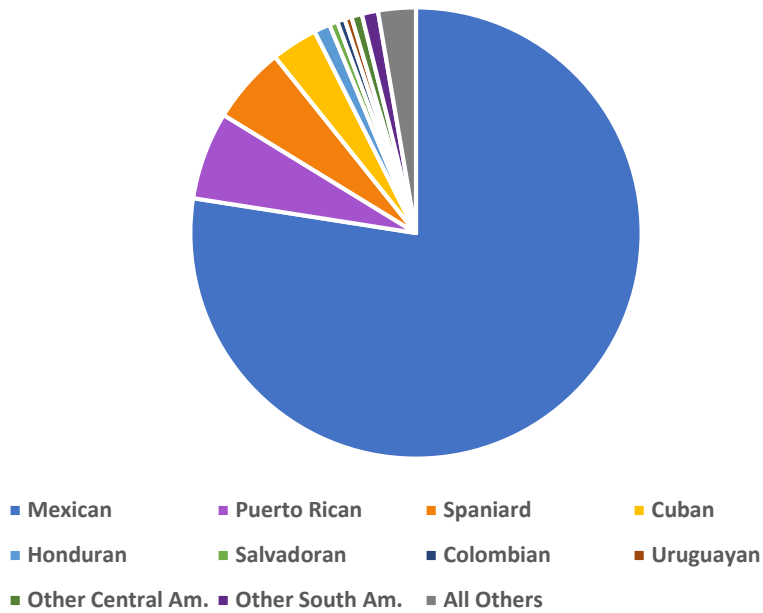
Average Family Size: **4.0**



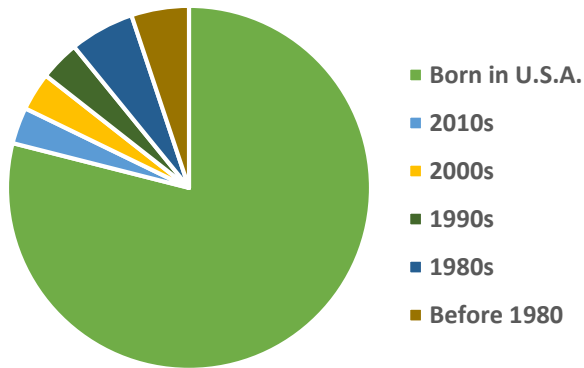
Average Family Size: **3.4**



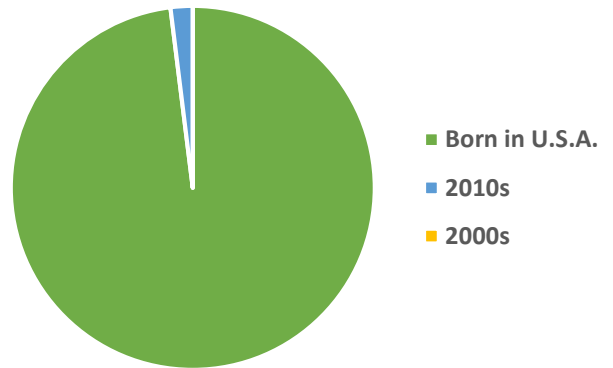
### National Heritage of Hispanic Residents, 2012 to 2015



### Decade of Entry for Hispanic Adults



### Decade of Entry for Hispanic Children



### Household Type, 2012 to 2015

