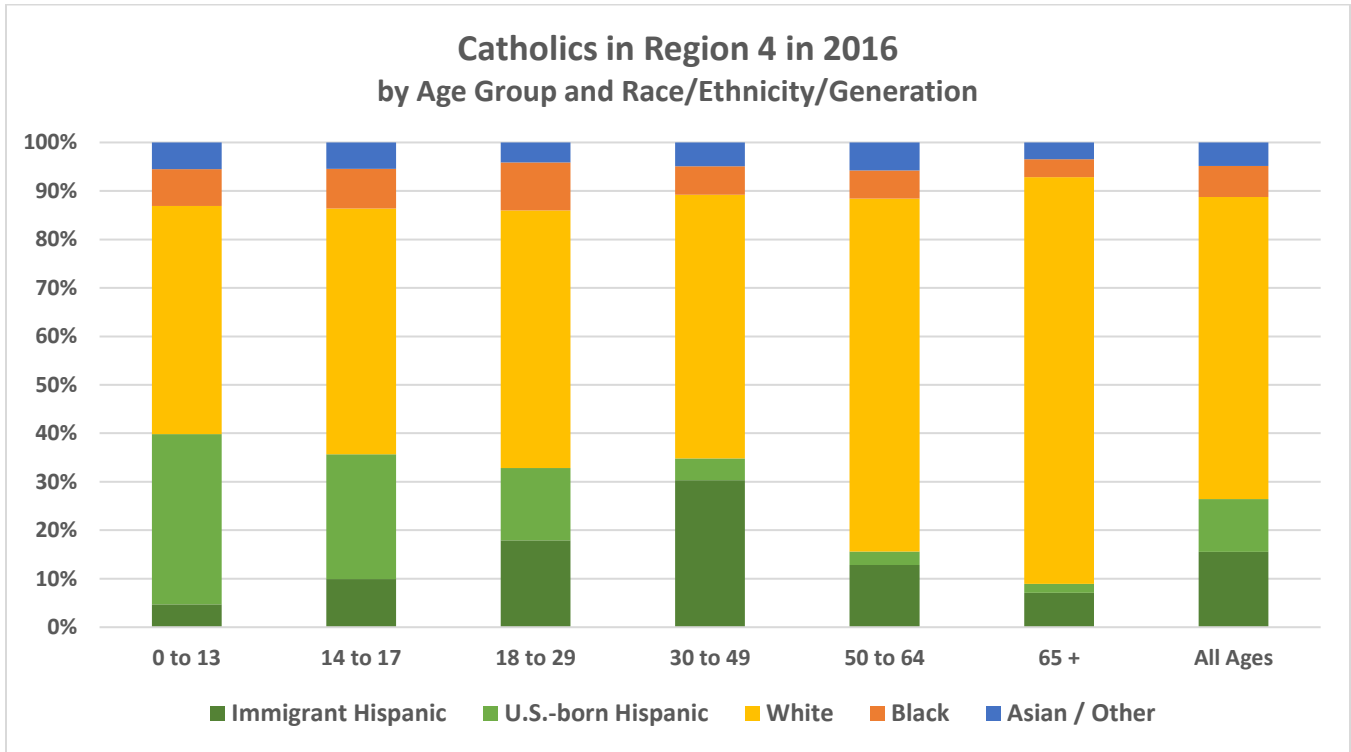


Key Demographic, Social, and Religious Statistics for the Dioceses of Region 4*



Total Population and Catholic Population in Region 4, by Race/Ethnicity					
Racial/Ethnic Groups in the Dioceses of Region 4	Total Population in 2000	Total Population in 2016	% Change	Estimated Catholics in 2016	% Catholic
White	10,689,301	10,856,486	2%	1,682,000	15.5%
Hispanic	651,965	1,533,992	135%	713,000	46.5%
Black	3,418,914	4,208,165	23%	172,000	4.1%
Asian/Other	778,824	1,293,949	66%	131,000	10.2%
Total	15,539,004	17,892,592	15%	2,698,000	15.1%

* The Archdiocese for the Military Services is part of Episcopal Region 4 but was not possible to include its data in this statistical summary, except regarding the ecclesial ministers in the last table on page 2.

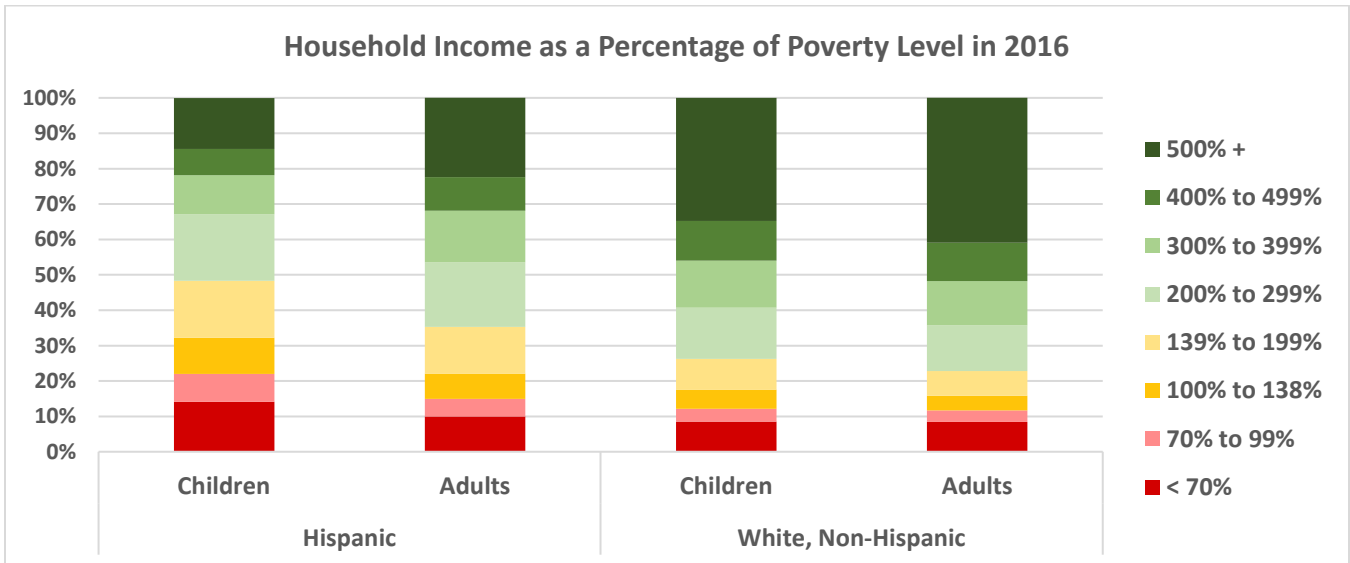
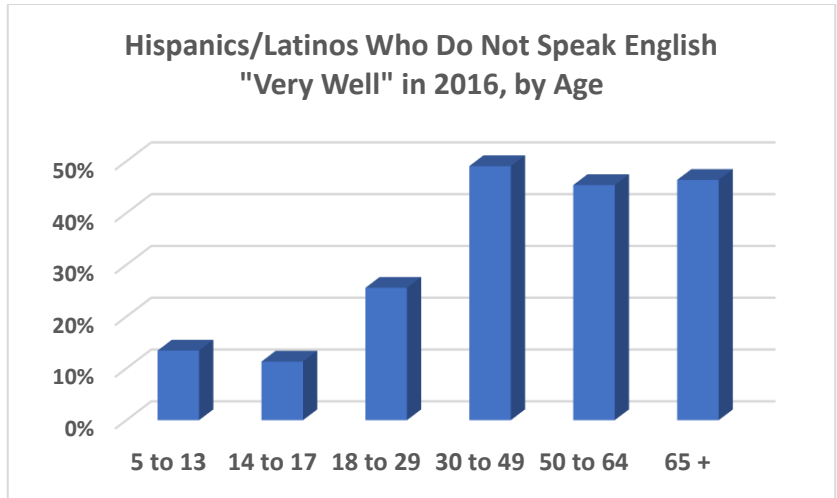
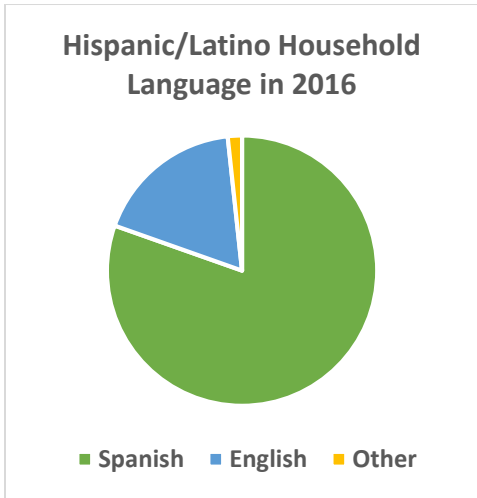
Hispanic/Latino Population in Region 4, by Diocese					
(Arch)Diocese	Hispanic/Latino Population in 2000	Hispanic/Latino Population in 2016	% Change	Estimated Hispanic Catholics in 2016	% Catholic
Arlington	224,420	495,818	121%	219,000	44%
Baltimore	57,821	186,631	223%	98,000	53%
Richmond	105,120	264,279	151%	115,000	43%
Washington	208,191	452,597	117%	209,000	46%
Wheeling-Charleston	12,279	26,154	113%	12,500	47%
Wilmington	44,134	108,513	146%	59,000	55%
Total	651,965	1,533,992	135%	713,000	46.5%

Note: Numbers highlighted below in yellow are estimates. Data that were not provided are highlighted in blue.

Hispanic Ministry in the Parishes and Catholic Schools of Region 4, by Diocese						
(Arch)Diocese	# of Parishes with Hispanic/Latino Ministry	# of Weekly Masses in Spanish	# of Monthly Masses in Spanish	Total Attendance	# of Latino/a Students (K-8)	# of Latino/a Students (high school)
Arlington	38	48	0	21,076	350/11,763	80/3,912
Baltimore	20	29	0	10,000	543/14,949	844/10,233
Richmond	36	37	6	10,480	908/8,023	156/1,742
Washington	40	38	2	23,677	2,183/16,640	1,069/10,216
Wheeling-Charleston	4	3	2	560	20/4,007	N/A/1,499
Wilmington	22	25	1	6,575	120/6,092	55/3,793
Total	160	180	11	72,368	4,124/61,474	2,204/31,395

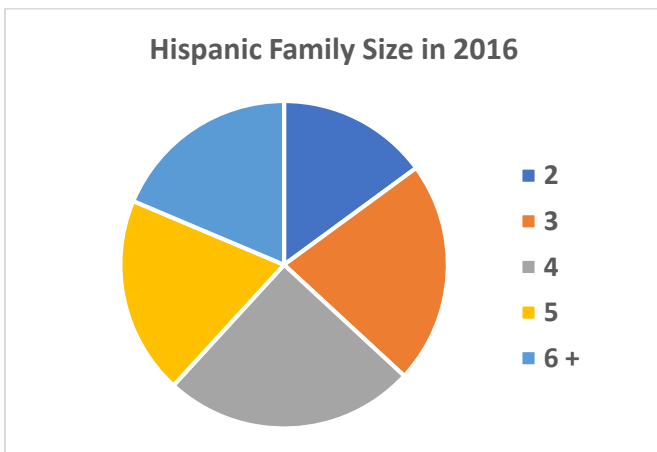
Number of Hispanic/Latino Ecclesial Ministers in the Dioceses of Region 4						
(Arch)Diocese	Priests			Religious (men and women)	Deacons	Lay Ecclesial Ministers
	Active	Retired	Foreign-born			
Arlington	16	2	17	7	11	N/A
Baltimore	13	0	13	4+	5	29+
Military Services	15	N/A	8	N/A	N/A	N/A
Richmond	7	0	5	5	7	11
Washington	18	3	14	N/A	N/A	100
Wheeling-Charleston	1	0	1	5	1	25
Wilmington	5	0	5	1	6	8
Total	75	5	63	22	30	173

Public Data from the U.S. Census Bureau's American Community Survey for the Geographic Territory Covered by the Dioceses of Region 4

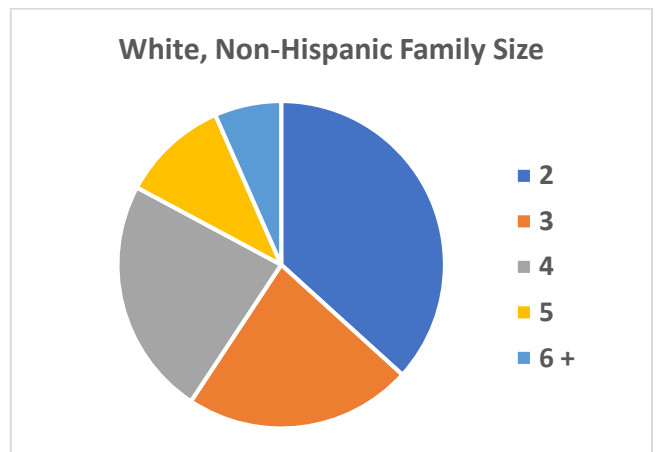


Median Hispanic Household Income: **\$71,000**

Median White Household Income: **\$86,500**

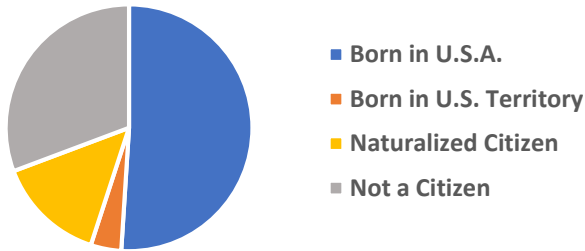


Average Family Size: **4.2**

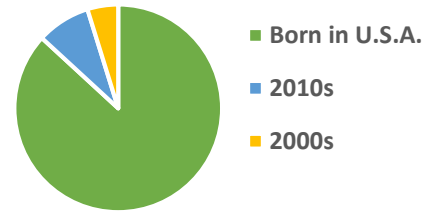


Average Family Size: **3.3**

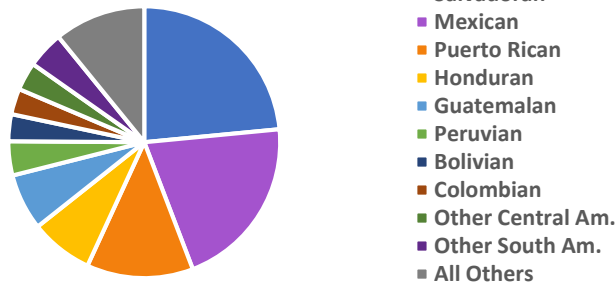
Citizenship of Hispanic Residents in 2016



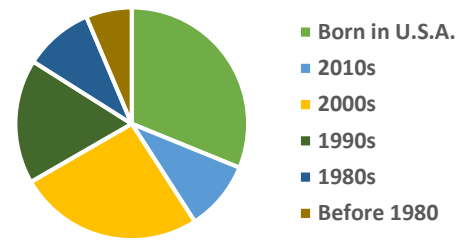
Decade of Entry for Hispanic Children



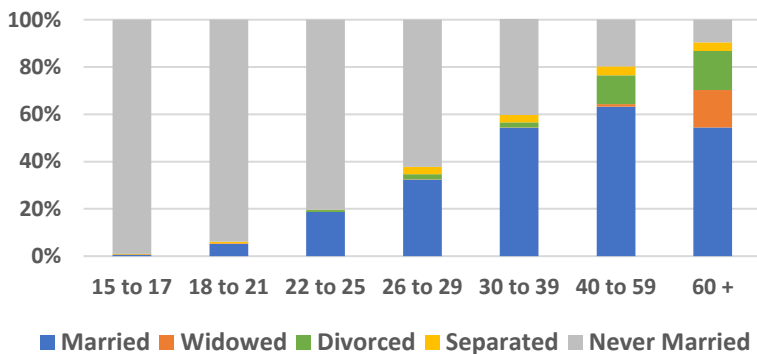
National Heritage of Hispanic Residents in 2016



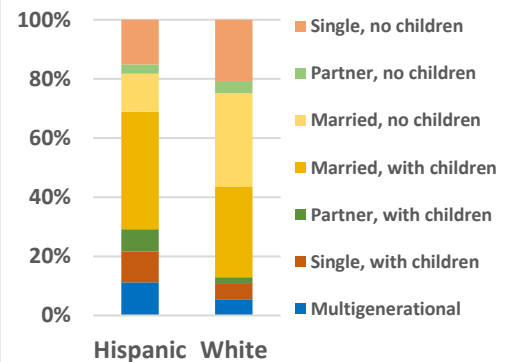
Decade of Entry for Hispanic Adults



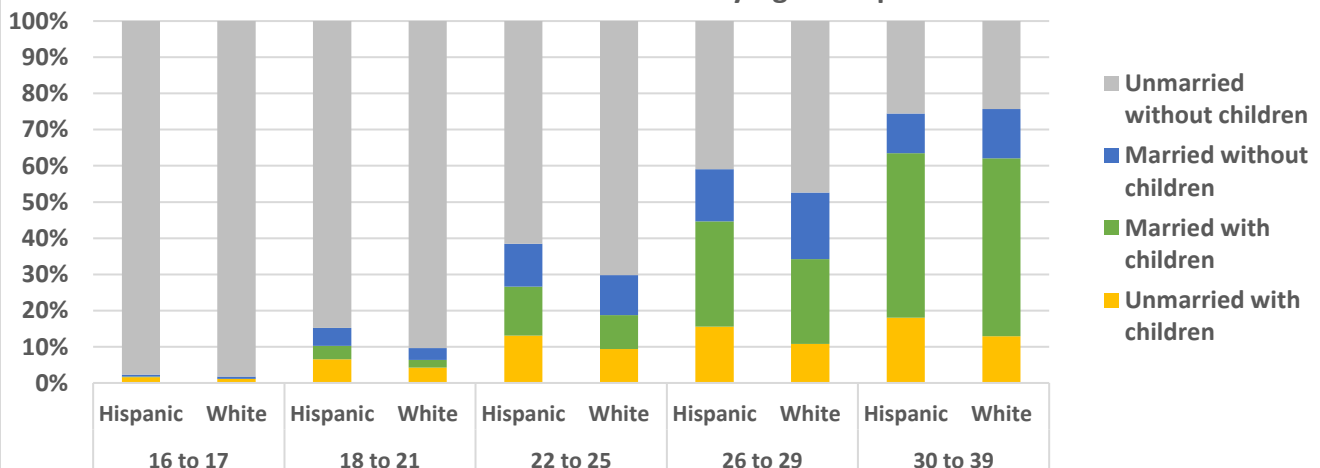
Hispanic Marital Status by Age in 2016



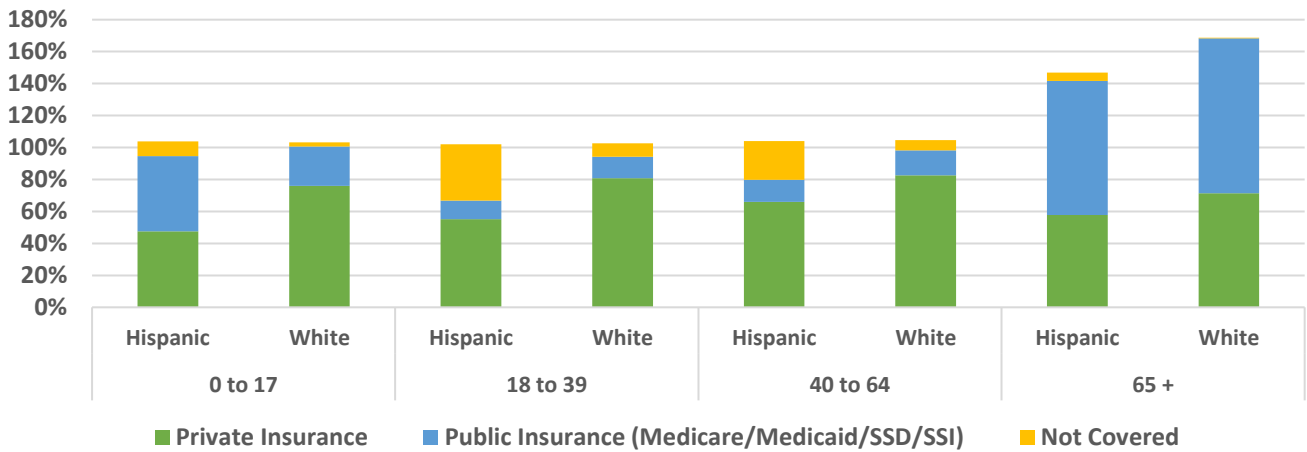
Household Type, 2012 to 2015



Marital and Parental Status of Women by Age Group from 2012 to 2015

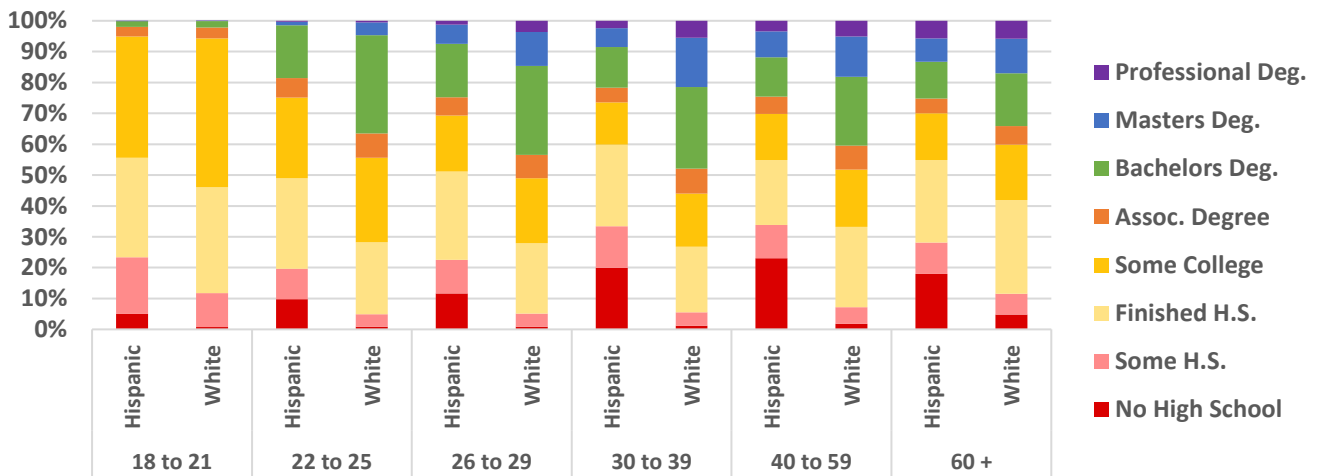


Health Insurance Coverage by Age Group in 2016*



* Numbers may exceed 100% because some individuals may have a combination of public and private insurance.

Educational Attainment by Age Group in 2016



School Enrollment Status by Age Group in 2016

