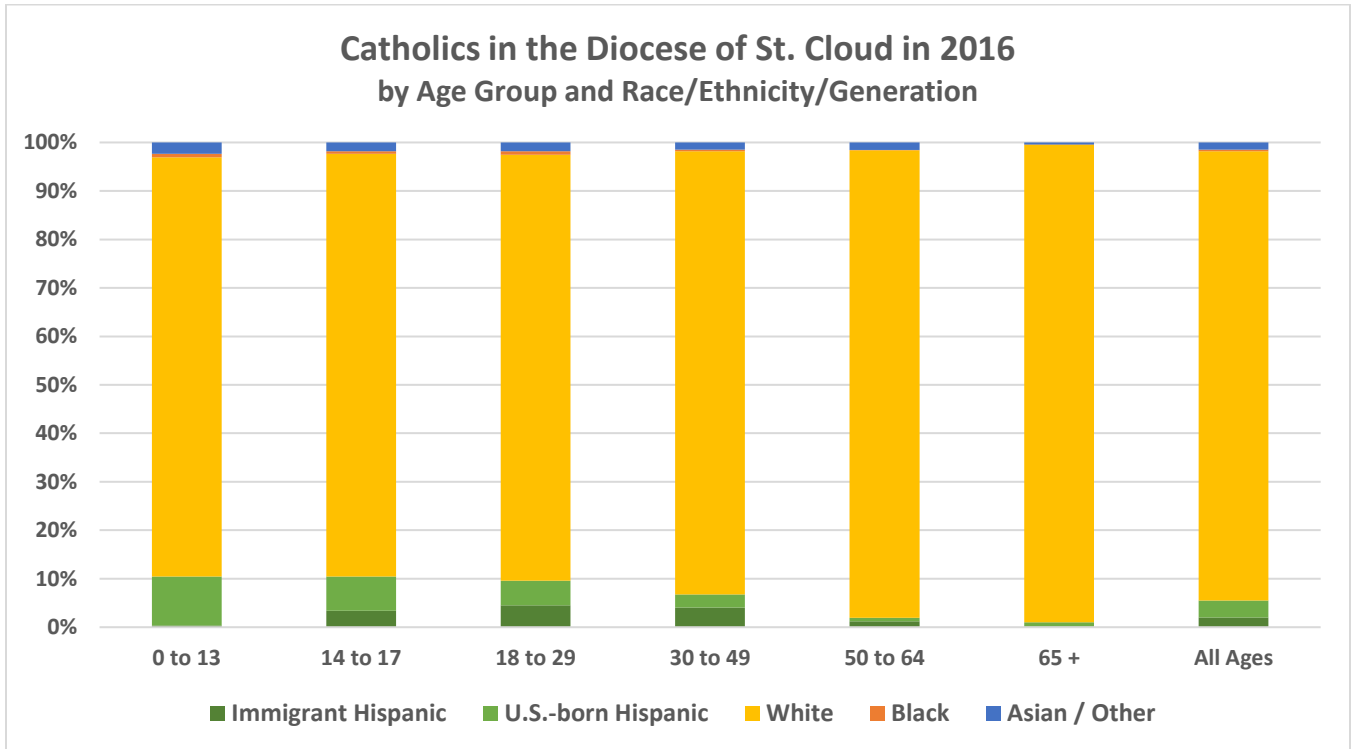


Key Demographic, Social, and Religious Statistics for the Diocese of St. Cloud



Racial/Ethnic Groups in the Diocese of St. Cloud	Total Population in 2000	Total Population in 2016	% Change	Estimated Catholics in 2016	% Catholic
White	480,223	523,122	9%	127,000	24%
Hispanic	5,740	14,879	159%	7,500	51%
Black	2,614	19,461	644%	450	2%
Asian/Other	10,526	14,597	39%	2,000	14%
Total	499,103	572,059	15%	137,000	24%

Number of **parishes** with an organized Hispanic Ministry: **9**

Total regular **Mass attendance** in Spanish: **1,000** at **7** weekly Masses in Spanish in the Diocese
80 at **2** monthly Masses in Spanish in the Diocese

Number of Hispanics/Latinos **enrolled in Catholic schools**:

Kinder to 8th: **121** out of 4,129 enrolled

High School: **37** out of 919 enrolled

Number of Hispanic/Latino **priests** in the Diocese... Active: **2** Retired/Inactive: **0** Foreign-born: **2**

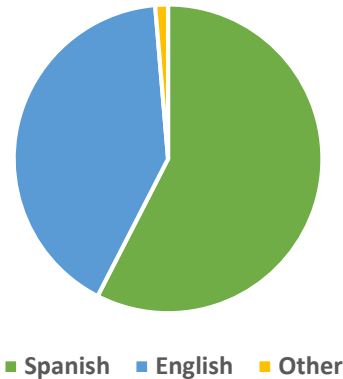
Number of Hispanic/Latino/a **religious** living and/or serving in the Diocese: **0**

Number of Hispanic/Latino **deacons** living and/or serving in the Diocese: **1**

Number of Hispanic/Latino/a **lay ecclesial ministers** serving 20+ hours per week in the Diocese: **1**

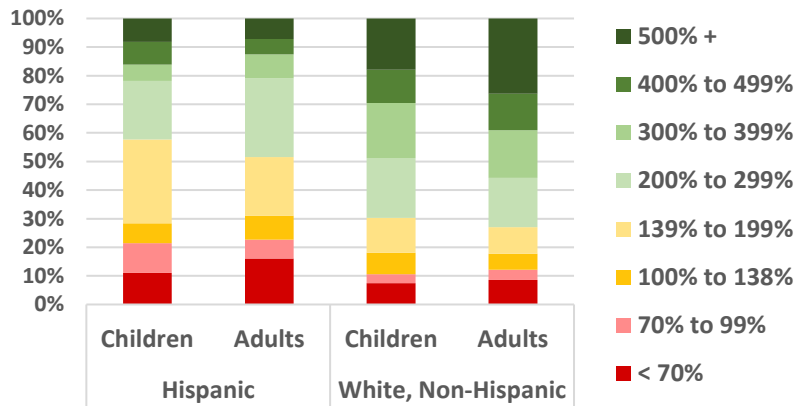
Public Data from the U.S. Census Bureau's American Community Survey for the Geographic Territory Covered by the Diocese of St. Cloud

Hispanic/Latino Household Language, 2012 to 2015



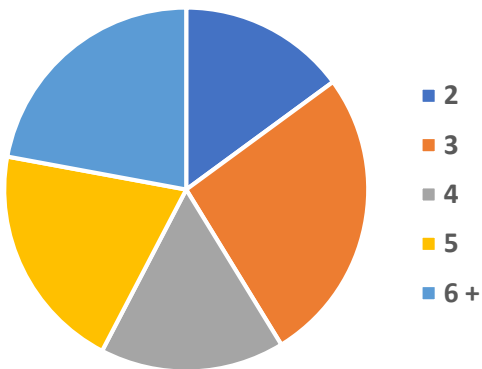
Median Hispanic Household Income: **\$48,500**

Household Income as a Percentage of Poverty Level, 2012 to 2015



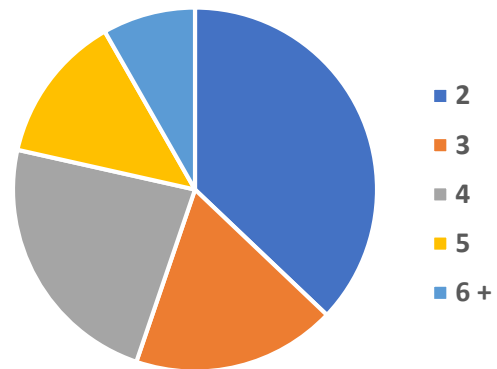
Median White Household Income: **\$69,000**

Hispanic Family Size, 2012 to 2015



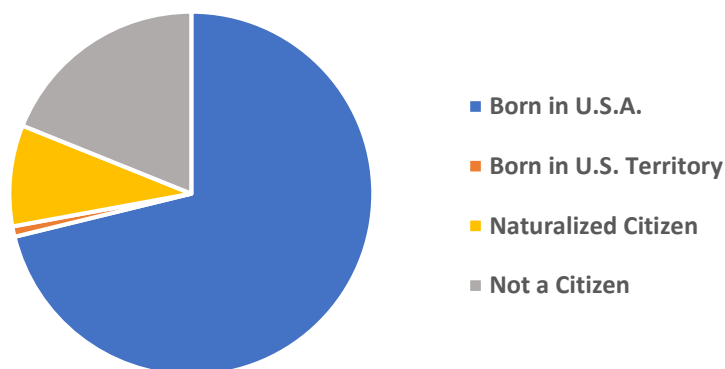
Average Family Size: **4.3**

White, Non-Hispanic Family Size

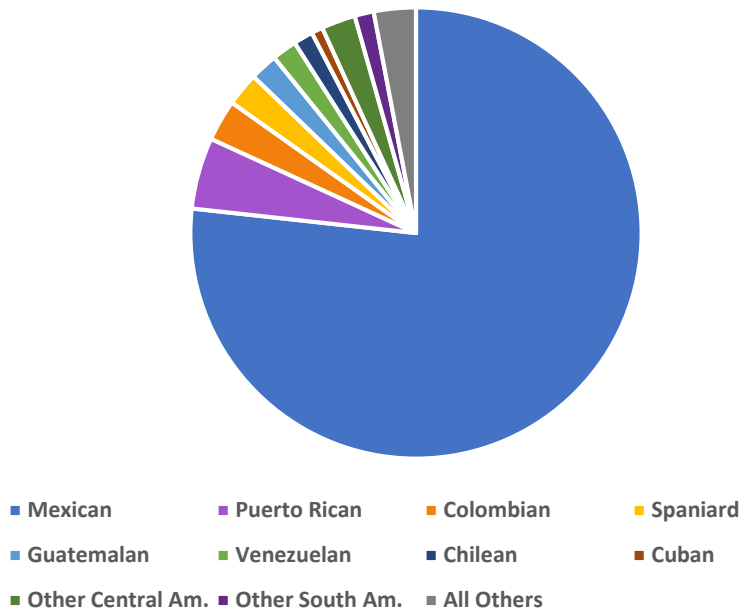


Average Family Size: **3.4**

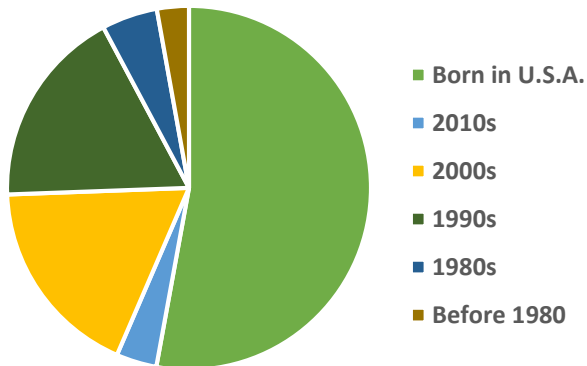
Citizenship of Hispanic Residents, 2012 to 2015



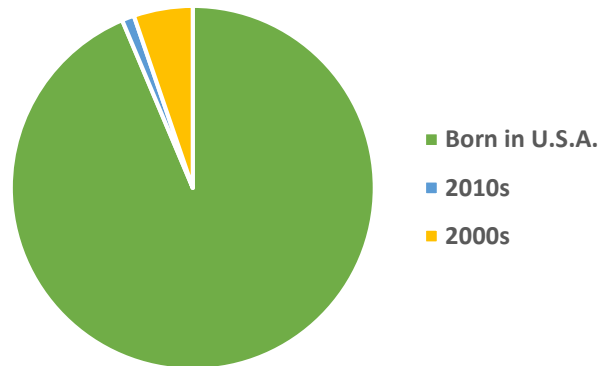
National Heritage of Hispanic Residents, 2012 to 2015



Decade of Entry for Hispanic Adults



Decade of Entry for Hispanic Children



Household Type, 2012 to 2015

