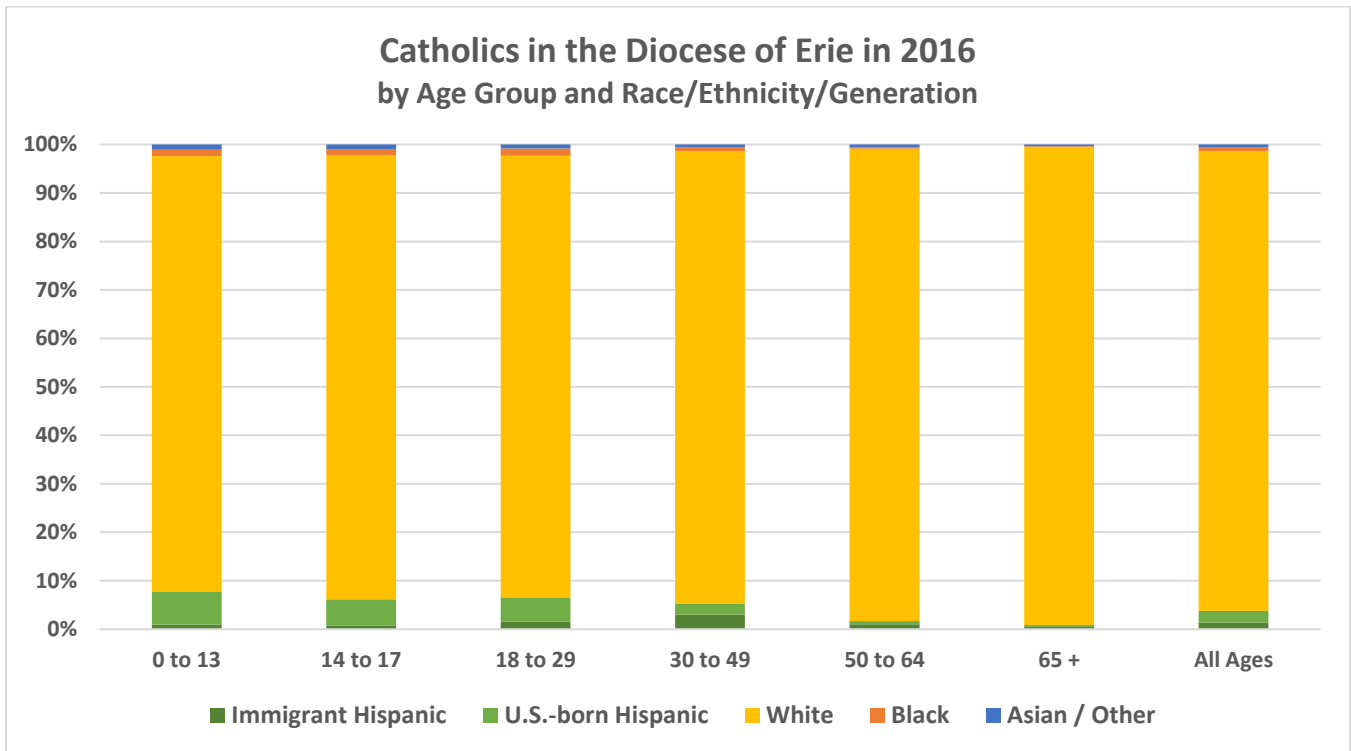


## Key Demographic, Social, and Religious Statistics for the Diocese of Erie



Racial/Ethnic Groups in the Diocese of Erie	Total Population in 2000	Total Population in 2016	% Change	Estimated Catholics in 2016	% Catholic
White	824,394	756,194	-8%	213,000	28%
Hispanic	9,570	19,492	104%	8,500	44%
Black	28,395	43,939	55%	1,600	4%
Asian/Other	11,698	14,187	21%	1,400	10%
<b>Total</b>	<b>874,057</b>	<b>833,812</b>	<b>-5%</b>	<b>225,000</b>	<b>27%</b>

Number of **parishes** with an organized Hispanic Ministry: **1**

Total regular **Mass attendance** in Spanish: **115** at **1** weekly Masses in Spanish in the Diocese  
**0** at **0** monthly Masses in Spanish in the Diocese

Number of Hispanics/Latinos **enrolled in Catholic schools**:

Kinder to 8<sup>th</sup>: **???** out of 4,452 enrolled

High School: **???** out of 2,014 enrolled

Number of Hispanic/Latino **priests** in the Diocese... Active: **1** Retired/Inactive: **0** Foreign-born: **1**

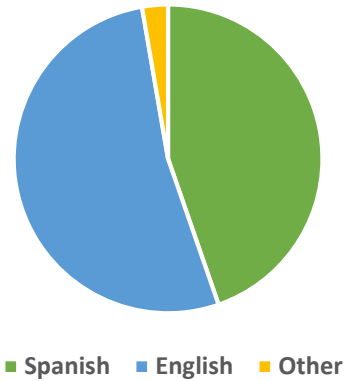
Number of Hispanic/Latino/a **religious** living and/or serving in the Diocese: **4**

Number of Hispanic/Latino **deacons** living and/or serving in the Diocese: **1**

Number of Hispanic/Latino/a **lay ecclesial ministers** serving 20+ hours per week in the Diocese: **5**

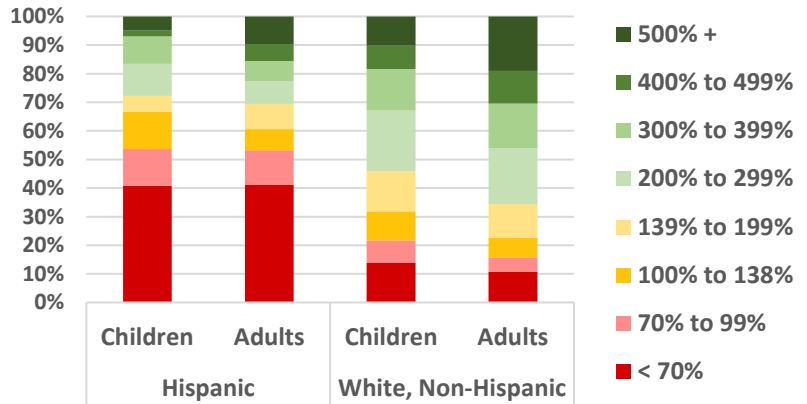
## Public Data from the U.S. Census Bureau's American Community Survey for the Geographic Territory Covered by the Diocese of Erie

**Hispanic/Latino Household Language, 2012 to 2015**



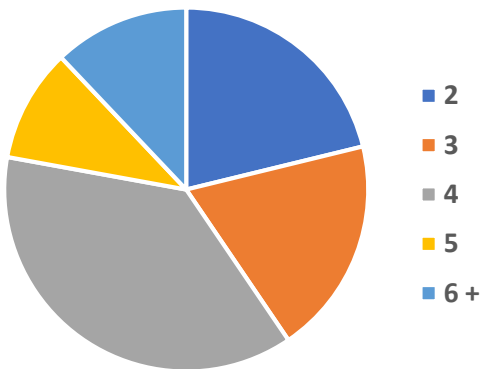
Median Hispanic Household Income: **\$29,500**

**Household Income as a Percentage of Poverty Level, 2012 to 2015**



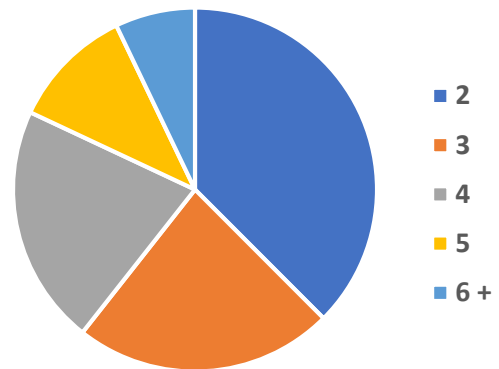
Median White Household Income: **\$54,500**

**Hispanic Family Size, 2012 to 2015**



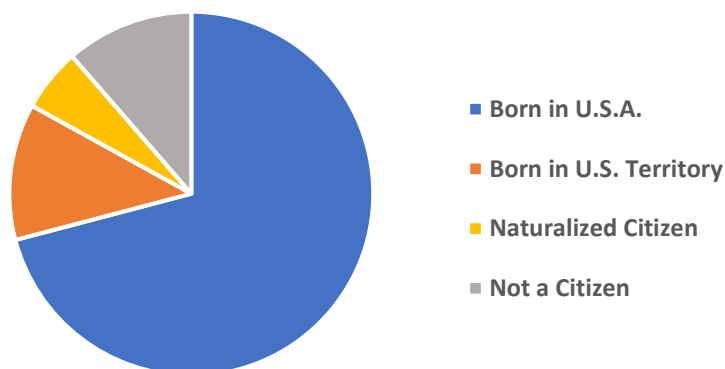
Average Family Size: **3.8**

**White, Non-Hispanic Family Size**

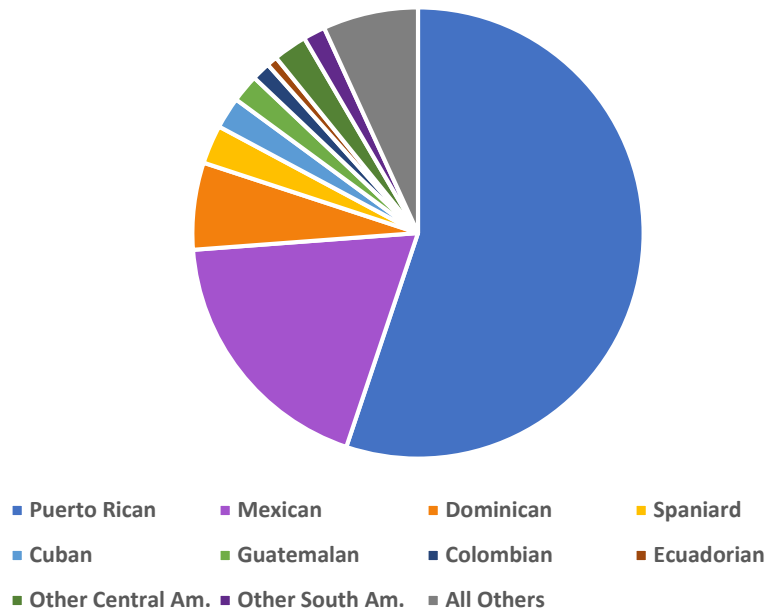


Average Family Size: **3.3**

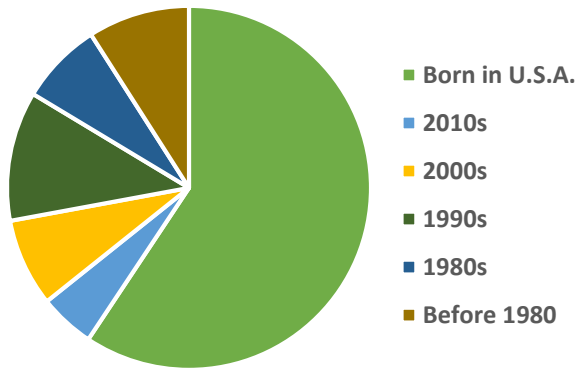
**Citizenship of Hispanic Residents, 2012 to 2015**



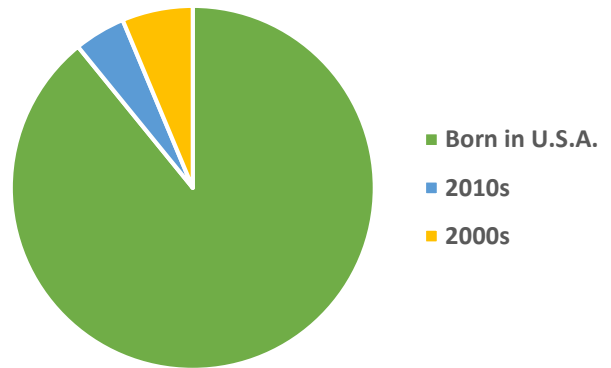
### National Heritage of Hispanic Residents, 2012 to 2015



### Decade of Entry for Hispanic Adults



### Decade of Entry for Hispanic Children



### Household Type, 2012 to 2015

