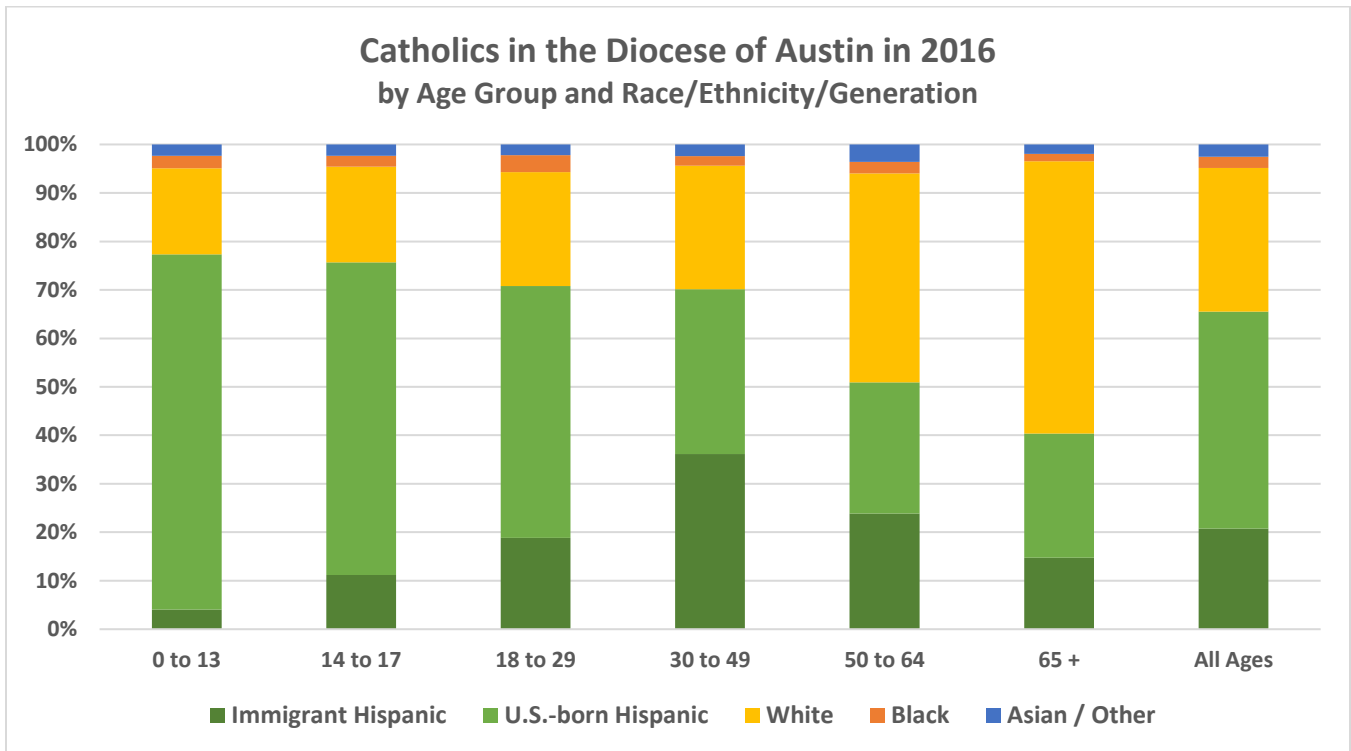


# Key Demographic, Social, and Religious Statistics for the Diocese of Austin



| Racial/Ethnic Groups in the Diocese of Austin | Total Population in 2000 | Total Population in 2016 | % Change   | Estimated Catholics in 2016 | % Catholic |
|---|--------------------------|--------------------------|------------|-----------------------------|------------|
| White   | 1,374,879                | 1,770,322                | 29%        | 213,000                     | 12%        |
| Hispanic                                      | 480,040                  | 954,097                  | 99%        | 471,000                     | 49%        |
| Black   | 242,999                  | 343,533                  | 41%        | 17,000                      | 5%         |
| Asian/Other                                   | 98,359                   | 211,996                  | 116%       | 18,000                      | 9%         |
| <b>Total</b>                                  | <b>2,196,277</b>         | <b>3,279,948</b>         | <b>49%</b> | <b>719,000</b>              | <b>22%</b> |

Number of **parishes** with an organized Hispanic Ministry: **62**

Total regular **Mass attendance** in Spanish: **20,020** at **104** weekly Masses in Spanish in the Diocese  
**392** at **4** monthly Masses in Spanish in the Diocese

Number of Hispanics/Latinos **enrolled in Catholic schools**:

Kinder to 8<sup>th</sup>: **1,532** out of 3,958 enrolled

High School: **419** out of 1,502 enrolled

Number of Hispanic/Latino **priests** in the Diocese... Active: **51** Retired/Inactive: **3** Foreign-born: **38**

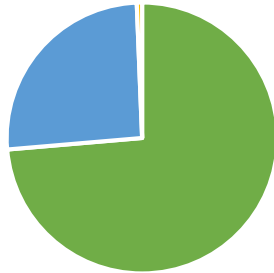
Number of Hispanic/Latino/a **religious** living and/or serving in the Diocese: **28**

Number of Hispanic/Latino **deacons** living and/or serving in the Diocese: **65**

Number of Hispanic/Latino/a **lay ecclesial ministers** serving 20+ hours per week in the Diocese: **23+**

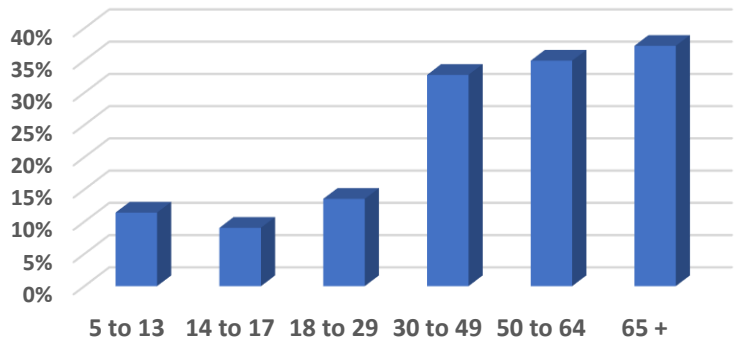
## Public Data from the U.S. Census Bureau's American Community Survey for the Geographic Territory Covered by the Diocese of Austin

**Hispanic/Latino Household Language in 2016**

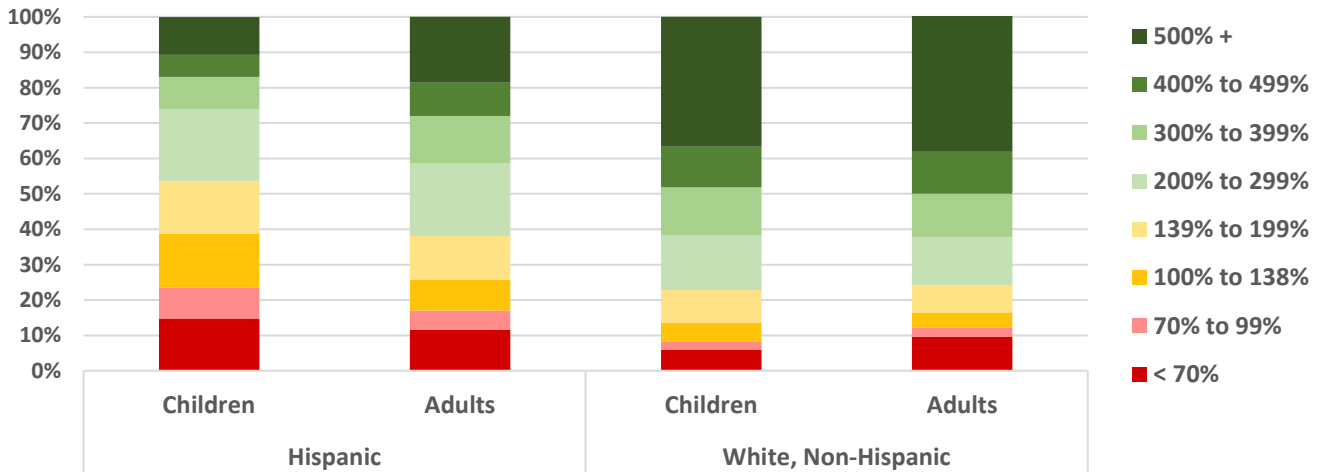


■ Spanish ■ English ■ Other

**Hispanics/Latinos Who Do Not Speak English "Very Well" in 2016, by Age**



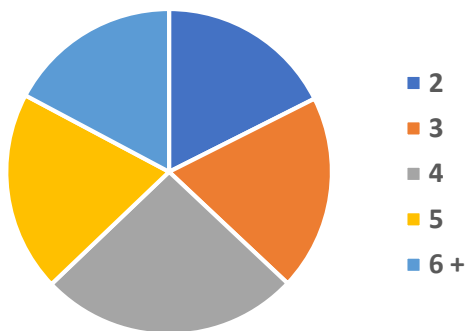
**Household Income as a Percentage of Poverty Level in 2016**



Median Hispanic Household Income: **\$60,000**

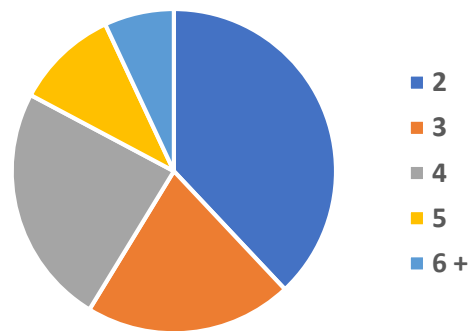
Median White Household Income: **\$84,000**

**Hispanic Family Size in 2016**



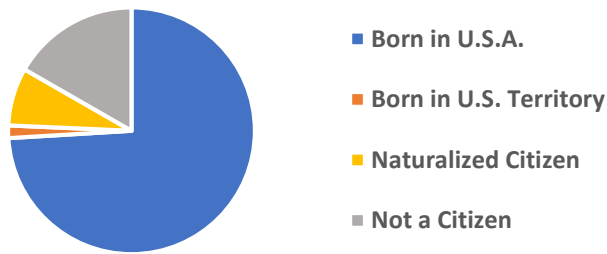
Average Family Size: **4.2**

**White, Non-Hispanic Family Size**

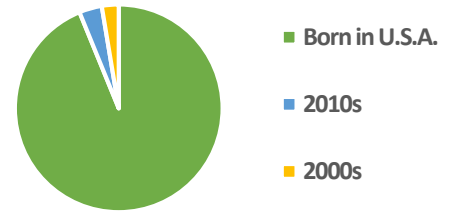


Average Family Size: **3.3**

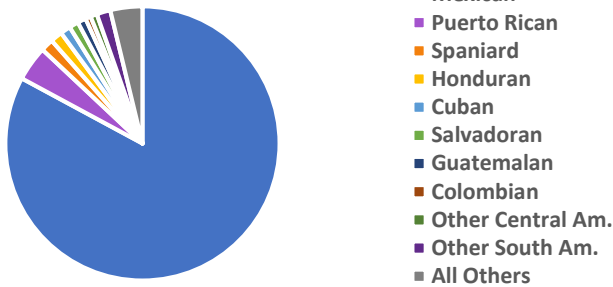
**Citizenship of Hispanic Residents in 2016**



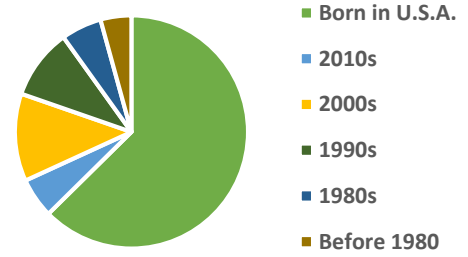
**Decade of Entry for Hispanic Children**



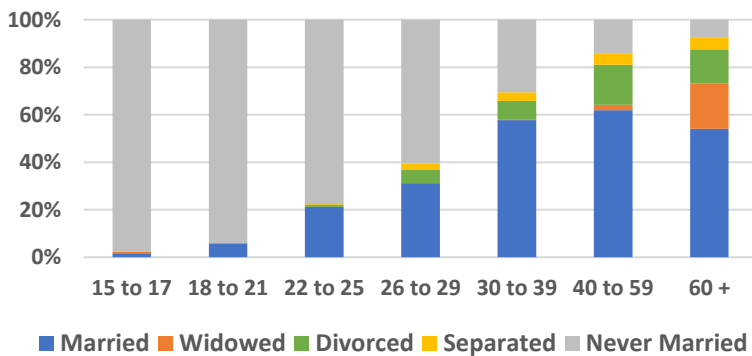
**National Heritage of Hispanic Residents in 2016**



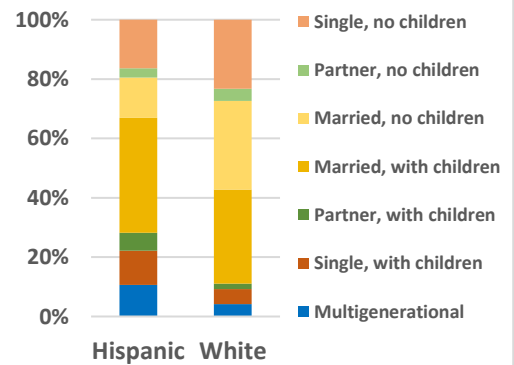
**Decade of Entry for Hispanic Adults**



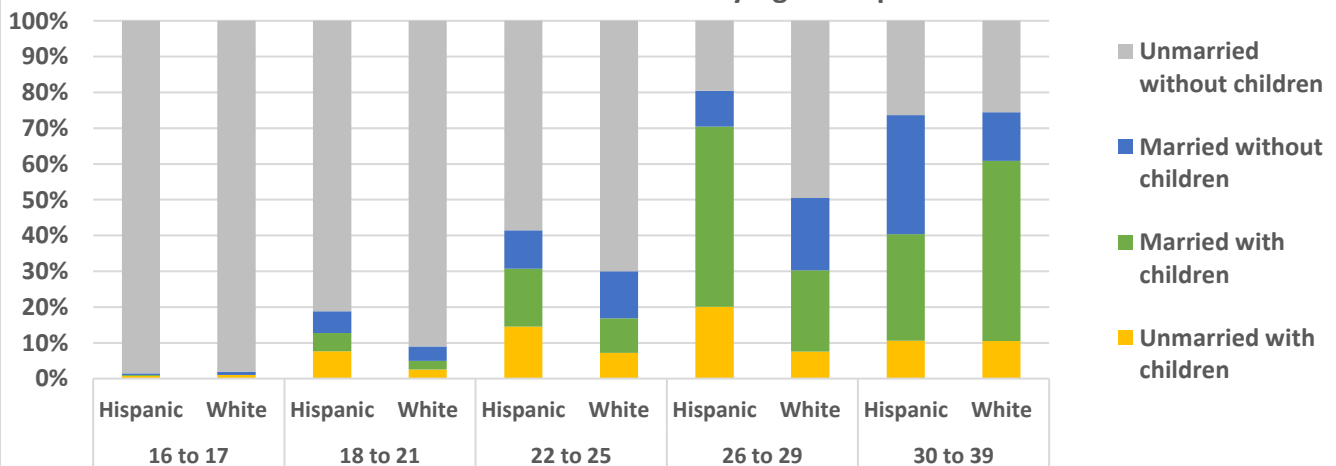
**Hispanic Marital Status by Age in 2016**

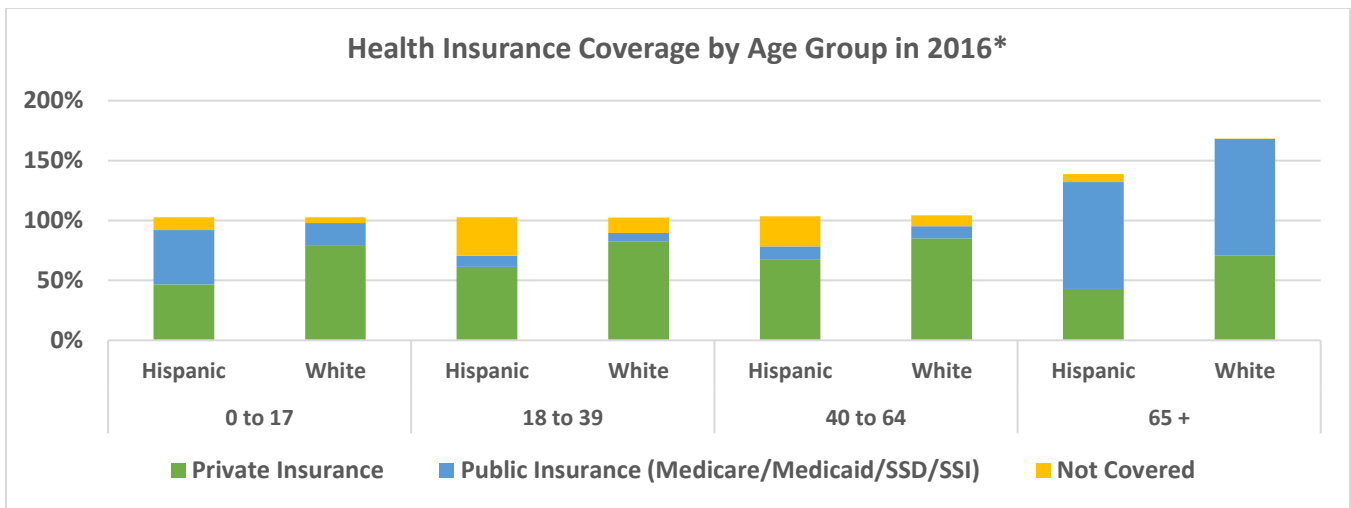


**Household Type, 2012 to 2015**



**Marital and Parental Status of Women by Age Group from 2012 to 2015**





\* Numbers may exceed 100% because some individuals may have a combination of public and private insurance.

