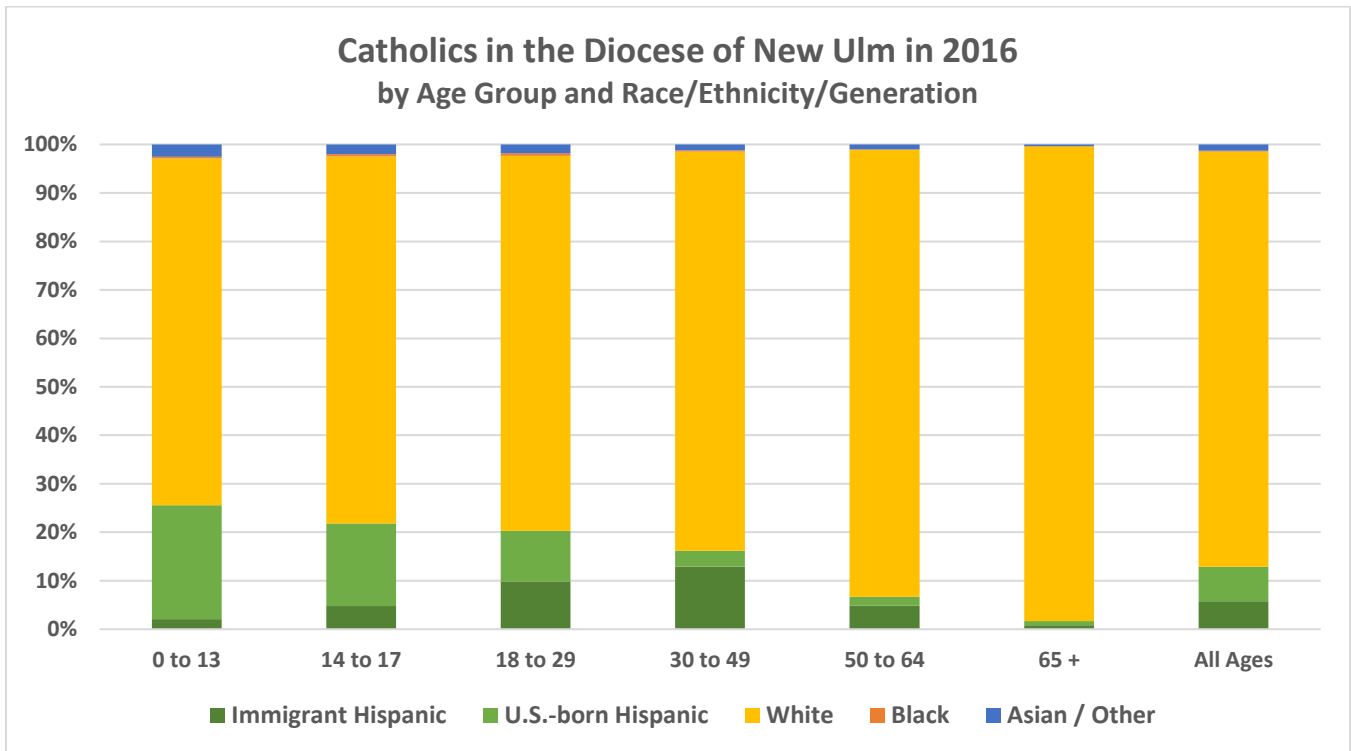


Key Demographic, Social, and Religious Statistics for the Diocese of New Ulm



Racial/Ethnic Groups in the Diocese of New Ulm	Total Population in 2000	Total Population in 2016	% Change	Estimated Catholics in 2016	% Catholic
White	270,211	252,918	-6%	63,000	25%
Hispanic	9,903	16,678	68%	9,500	56%
Black	1,407	5,924	321%	150	3%
Asian/Other	5,096	6,828	34%	950	14%
Total	286,617	282,348	-1%	73,000	26%

Number of **parishes** with an organized Hispanic Ministry: **7**

Total regular **Mass attendance** in Spanish: **640** at **5** weekly Masses in Spanish in the Diocese
70 at **2** monthly Masses in Spanish in the Diocese

Number of Hispanics/Latinos **enrolled in Catholic schools**:

Kinder to 8th: **29** out of 1,524 enrolled

High School: **11** out of 279 enrolled

Number of Hispanic/Latino **priests** in the Diocese... Active: **1** Retired/Inactive: **0** Foreign-born: **1**

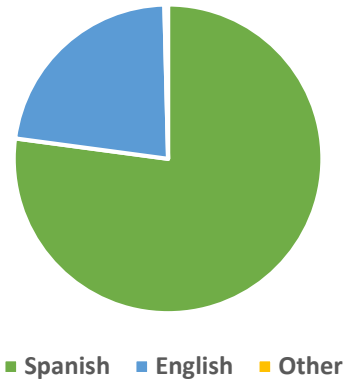
Number of Hispanic/Latino/a **religious** living and/or serving in the Diocese: **2**

Number of Hispanic/Latino **deacons** living and/or serving in the Diocese: **0**

Number of Hispanic/Latino/a **lay ecclesial ministers** serving 20+ hours per week in the Diocese: **2**

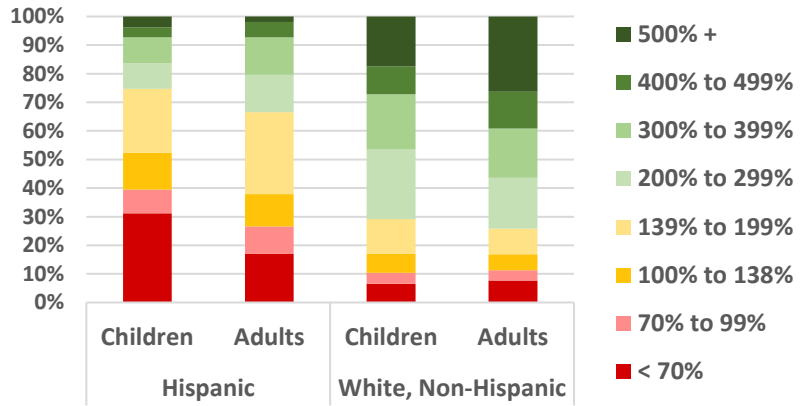
Public Data from the U.S. Census Bureau's American Community Survey for the Geographic Territory Covered by the Diocese of New Ulm

Hispanic/Latino Household Language, 2012 to 2015



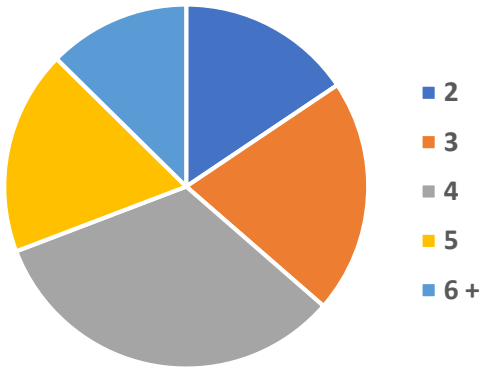
Median Hispanic Household Income: **\$35,500**

Household Income as a Percentage of Poverty Level, 2012 to 2015



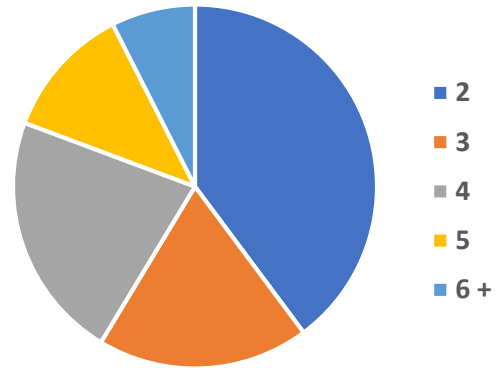
Median White Household Income: **\$67,500**

Hispanic Family Size, 2012 to 2015



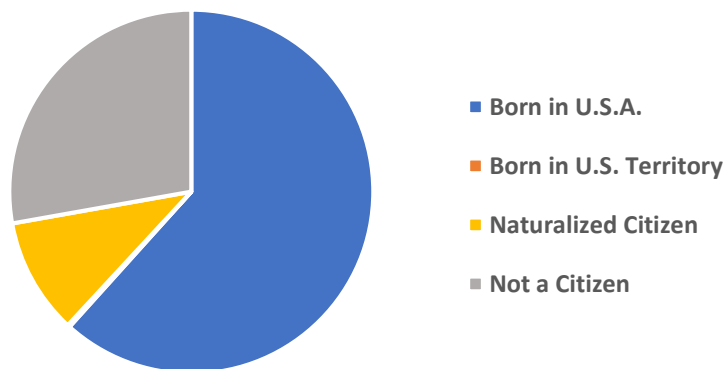
Average Family Size: **4.0**

White, Non-Hispanic Family Size

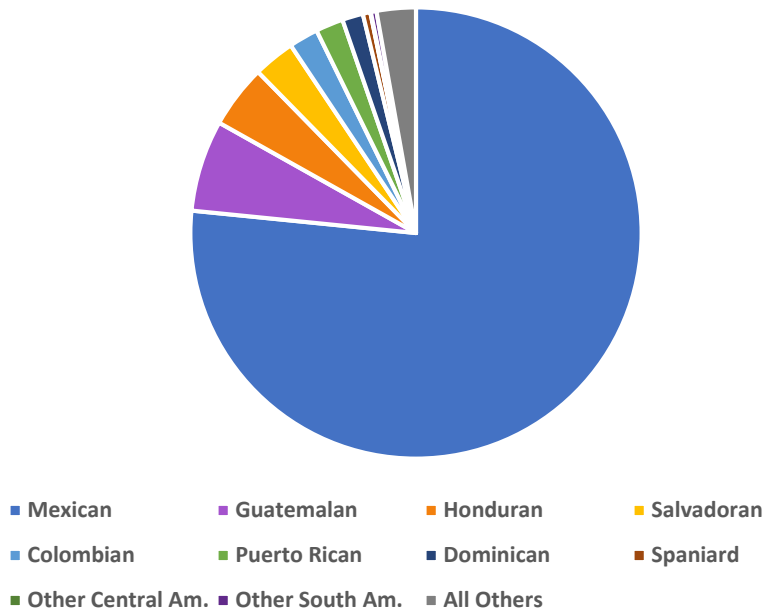


Average Family Size: **3.3**

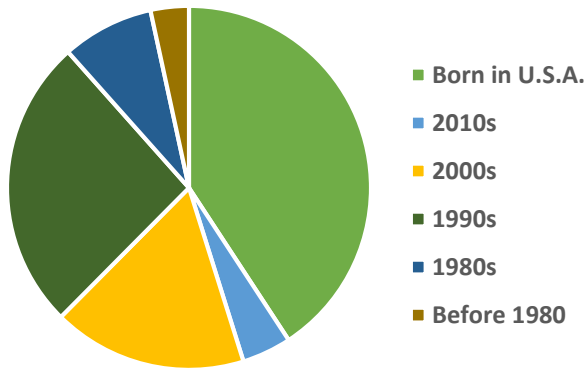
Citizenship of Hispanic Residents, 2012 to 2015



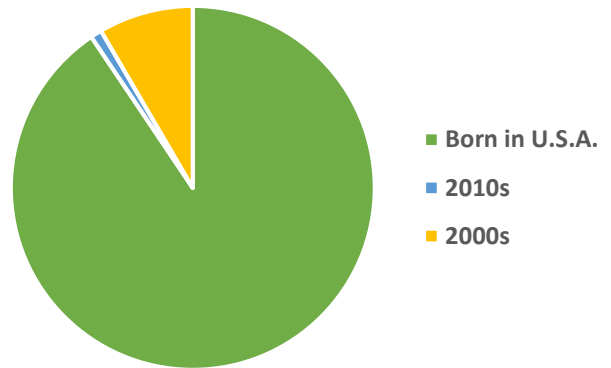
National Heritage of Hispanic Residents, 2012 to 2015



Decade of Entry for Hispanic Adults



Decade of Entry for Hispanic Children



Household Type, 2012 to 2015

