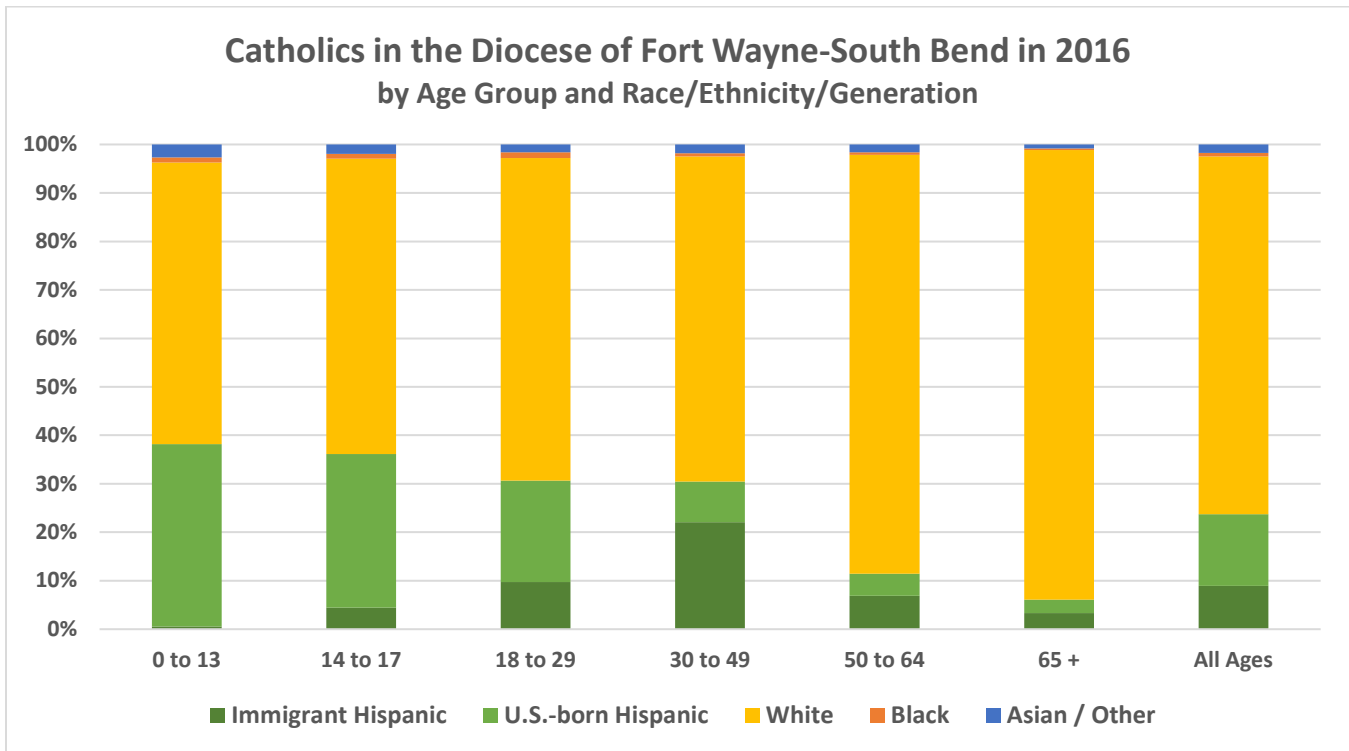


# Key Demographic, Social, and Religious Statistics for the Diocese of Fort Wayne-South Bend



| Racial/Ethnic Groups in Fort Wayne-South Bend | Total Population in 2000 | Total Population in 2016 | % Change  | Estimated Catholics in 2016 | % Catholic |
|---|--------------------------|--------------------------|-----------|-----------------------------|------------|
| White   | 1,053,272                | 1,035,394                | -2%       | 171,000                     | 17%        |
| Hispanic                                      | 57,443                   | 106,204                  | 85%       | 55,000                      | 52%        |
| Black   | 78,919                   | 109,711                  | 39%       | 1,700                       | 2%         |
| Asian/Other                                   | 29,400                   | 45,531                   | 55%       | 4,000                       | 9%         |
| <b>Total</b>                                  | <b>1,219,034</b>         | <b>1,296,840</b>         | <b>6%</b> | <b>232,000</b>              | <b>18%</b> |

Number of **parishes** with an organized Hispanic Ministry: **14**

Total regular **Mass attendance** in Spanish: **7,390** at **22** weekly Masses in Spanish in the Diocese  
**0** at **0** monthly Masses in Spanish in the Diocese

Number of Hispanics/Latinos **enrolled in Catholic schools**:

Kinder to 8<sup>th</sup>: **1,946** out of 9,572 enrolled

High School: **515** out of 3,280 enrolled

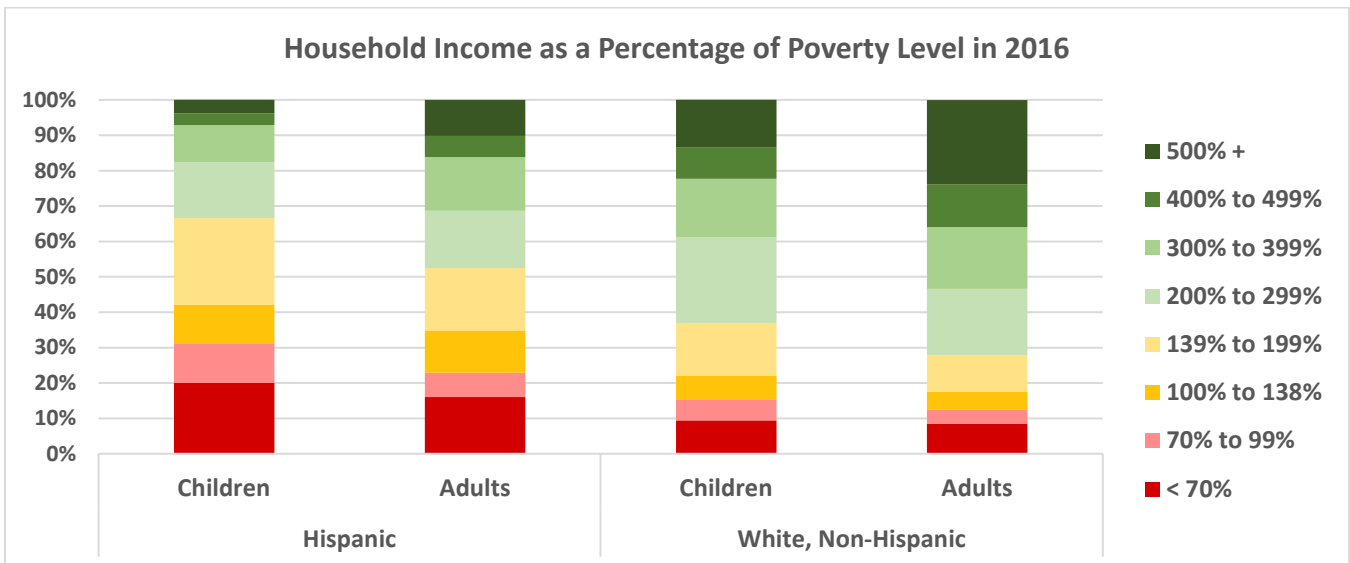
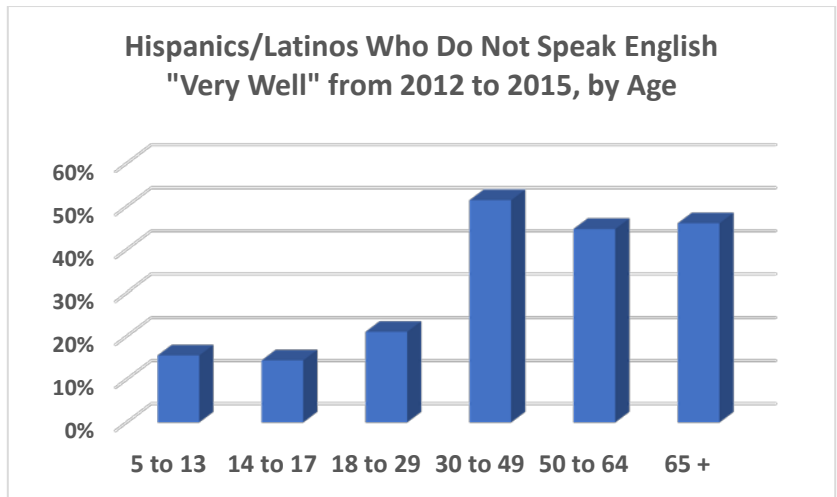
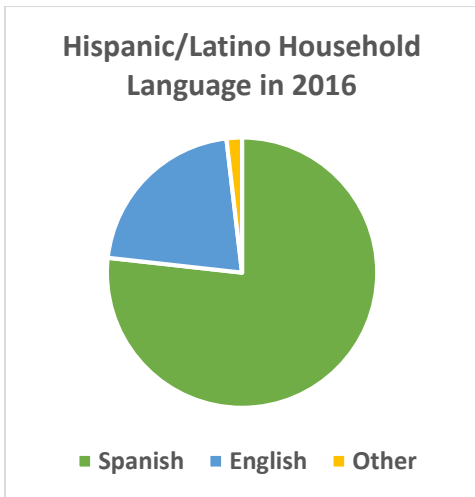
Number of Hispanic/Latino **priests** in the Diocese... Active: **8** Retired/Inactive: **??** Foreign-born: **5**

Number of Hispanic/Latino/a **religious** living and/or serving in the Diocese: **9**

Number of Hispanic/Latino **deacons** living and/or serving in the Diocese: **11**

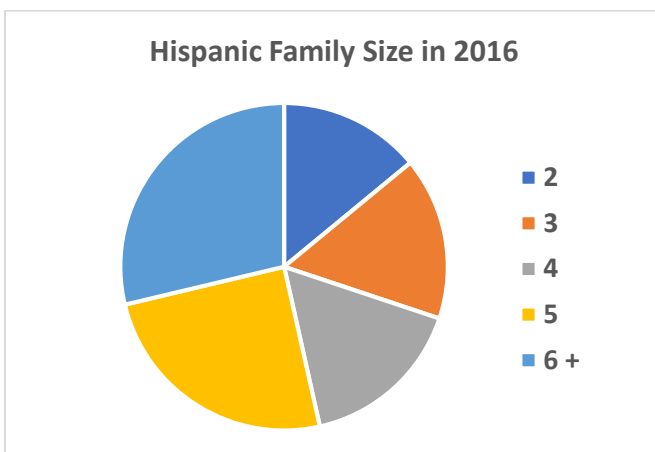
Number of Hispanic/Latino/a **lay ecclesial ministers** serving 20+ hours per week in the Diocese: **14**

## Public Data from the U.S. Census Bureau's American Community Survey for the Geographic Territory Covered by the Diocese of Fort Wayne-South Bend

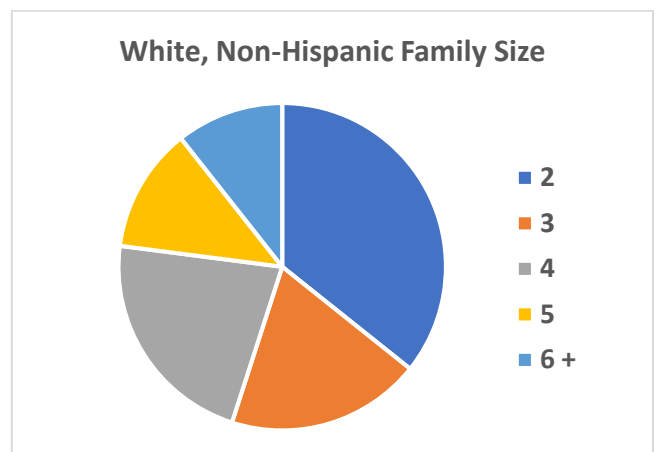


Median Hispanic Household Income: **\$51,000**

Median White Household Income: **\$66,500**

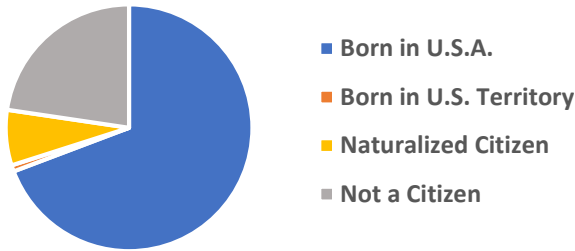


Average Family Size: **4.7**

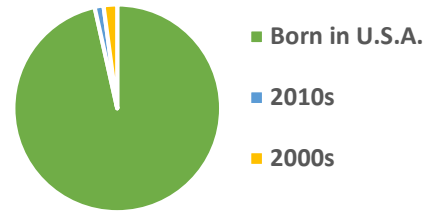


Average Family Size: **3.5**

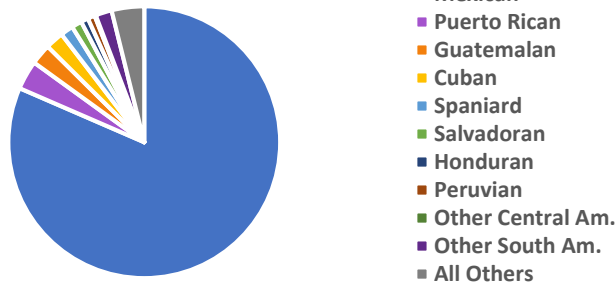
**Citizenship of Hispanic Residents in 2016**



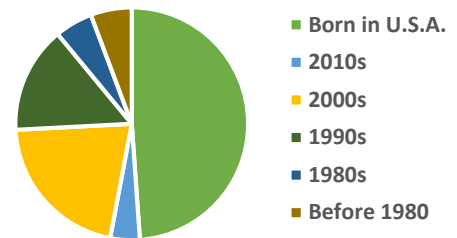
**Decade of Entry for Hispanic Children**



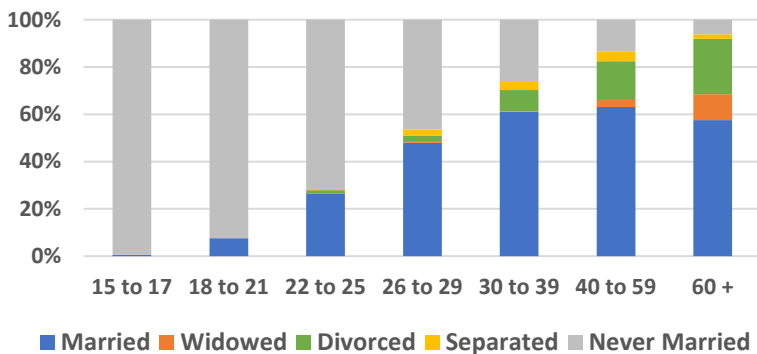
**National Heritage of Hispanic Residents in 2016**



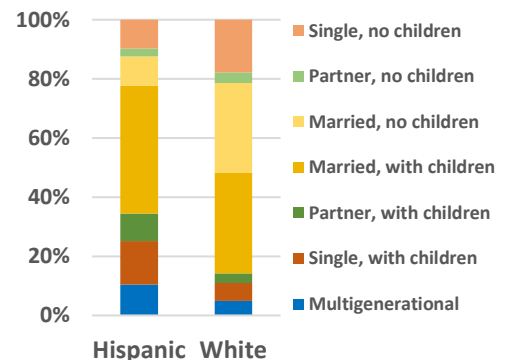
**Decade of Entry for Hispanic Adults**



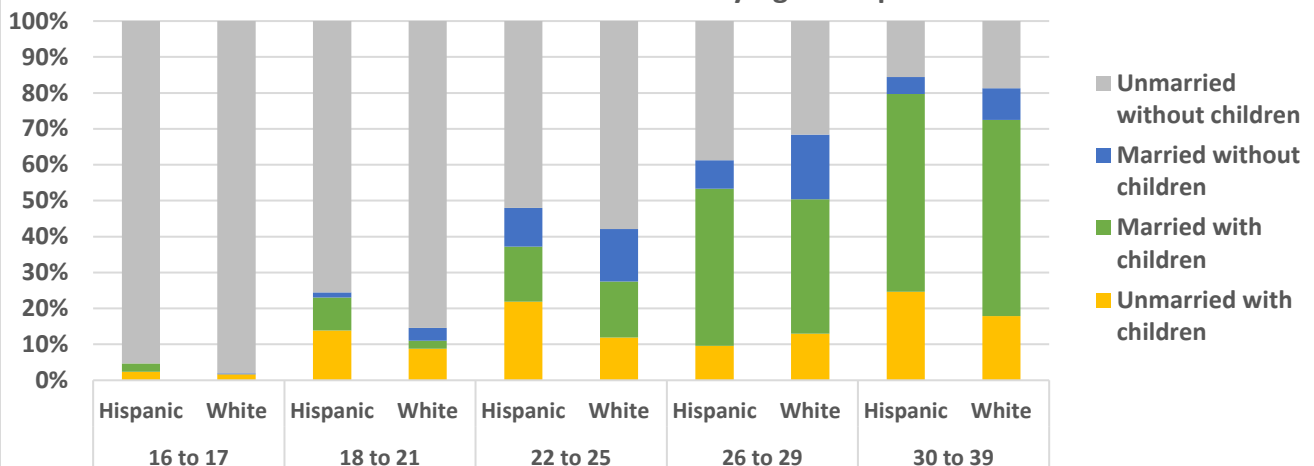
**Hispanic Marital Status by Age from 2012 to 2015**



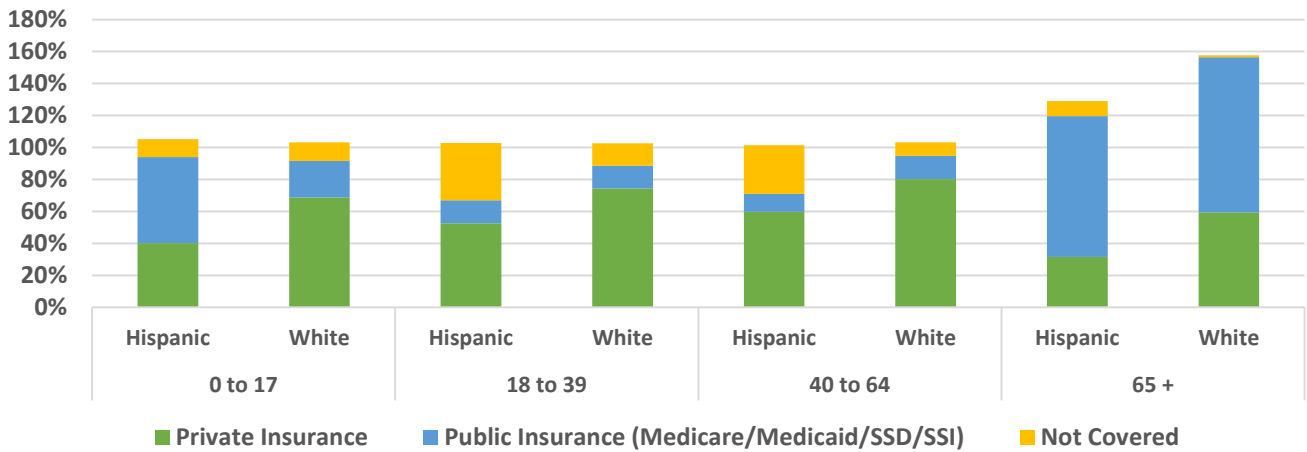
**Household Type, 2012 to 2015**



**Marital and Parental Status of Women by Age Group from 2012 to 2015**

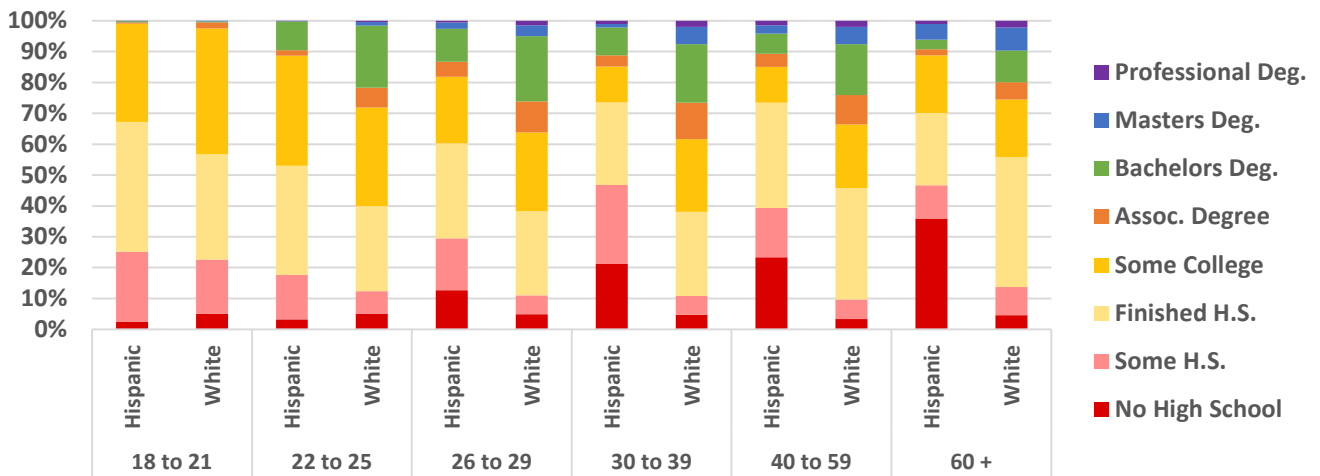


### Health Insurance Coverage by Age Group in 2016\*



\* Numbers may exceed 100% because some individuals may have a combination of public and private insurance.

### Educational Attainment by Age Group from 2012 to 2015



### School Enrollment Status by Age Group from 2012 to 2015

