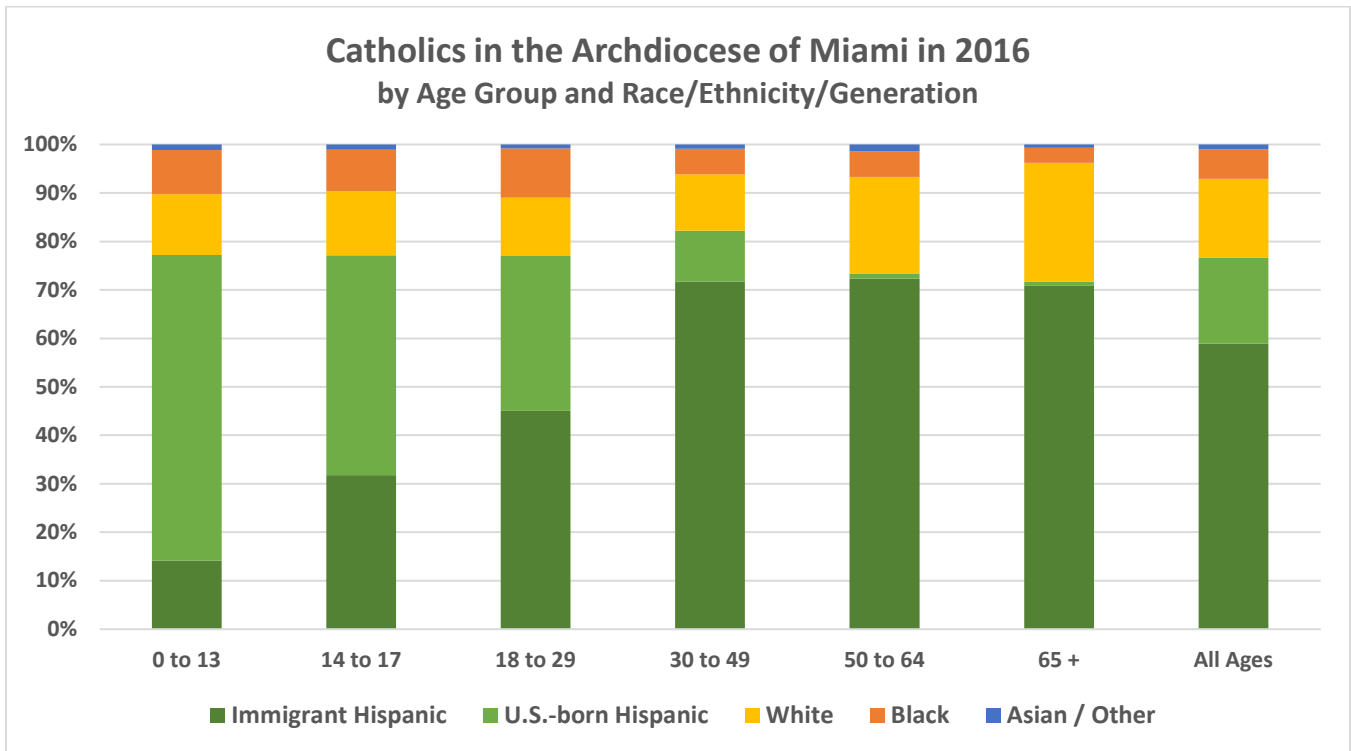


Key Demographic, Social, and Religious Statistics for the Archdiocese of Miami



Racial/Ethnic Groups in the Archdiocese of Miami	Total Population in 2000	Total Population in 2016	% Change	Estimated Catholics in 2016	% Catholic
White	1,468,908	1,132,925	-23%	257,000	23%
Hispanic	1,575,942	2,402,616	52%	1,208,000	50%
Black	794,313	1,004,330	26%	96,000	10%
Asian/Other	116,806	162,009	39%	16,000	10%
Total	3,955,969	4,701,880	19%	1,577,000	34%

Number of **parishes** with an organized Hispanic Ministry: **100**

Total regular **Mass attendance** in Spanish: **80,088** at **238** weekly Masses in Spanish in the Diocese
0 at **0** monthly Masses in Spanish in the Diocese

Number of Hispanics/Latinos **enrolled in Catholic schools**:

Kinder to 8th: **13,168** out of 21,325 enrolled High School: **9,007** out of 12,559 enrolled

Number of Hispanic/Latino **priests** in the Diocese... Active: **98** Retired/Inactive: **32** Foreign-born: **97**

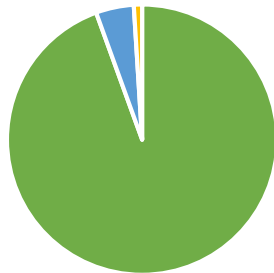
Number of Hispanic/Latino/a **religious** living and/or serving in the Diocese: **135**

Number of Hispanic/Latino **deacons** living and/or serving in the Diocese: **84**

Number of Hispanic/Latino/a **lay ecclesial ministers** serving 20+ hours per week in the Diocese: **250**

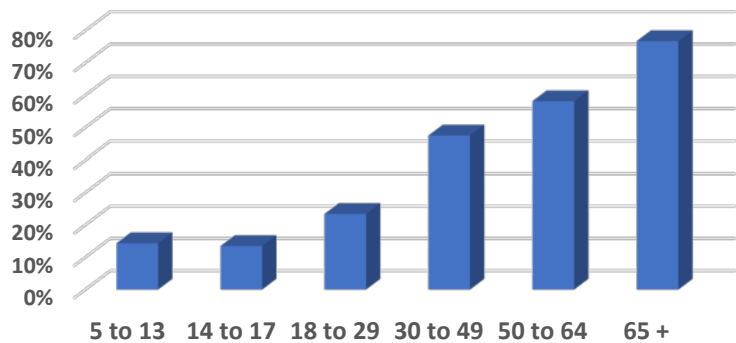
Public Data from the U.S. Census Bureau's American Community Survey for the Geographic Territory Covered by the Archdiocese of Miami

Hispanic/Latino Household Language in 2016

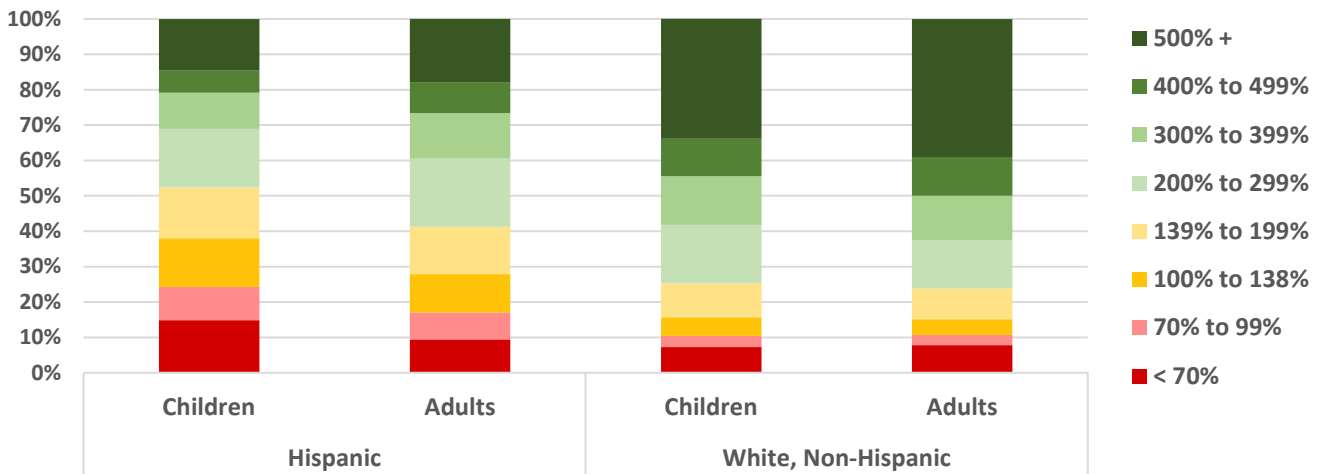


■ Spanish ■ English ■ Other

Hispanics/Latinos Who Do Not Speak English "Very Well" in 2016, by Age



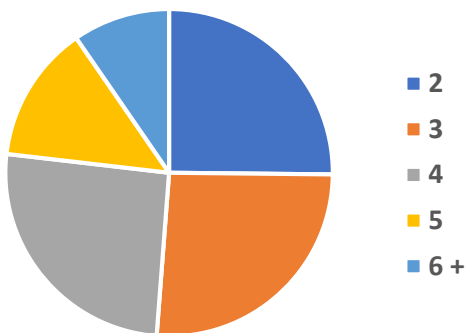
Household Income as a Percentage of Poverty Level in 2016



Median Hispanic Household Income: **\$55,000**

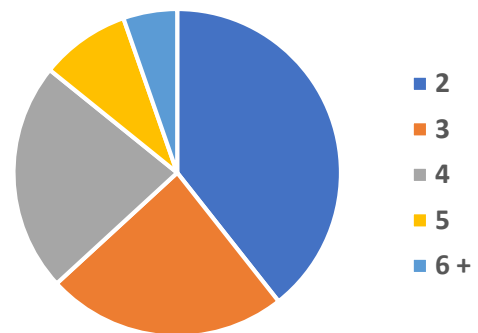
Median White Household Income: **\$82,000**

Hispanic Family Size in 2016



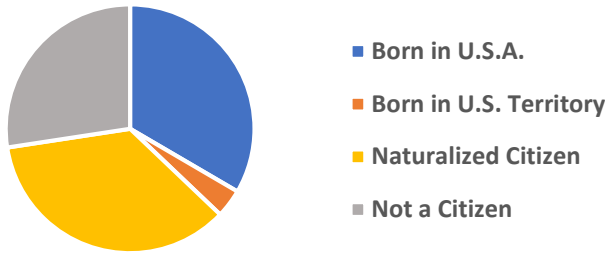
Average Family Size: **3.6**

White, Non-Hispanic Family Size

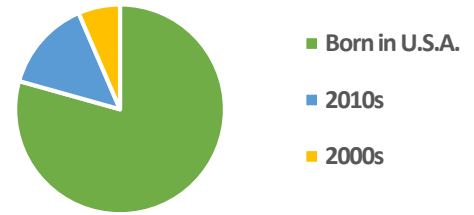


Average Family Size: **3.2**

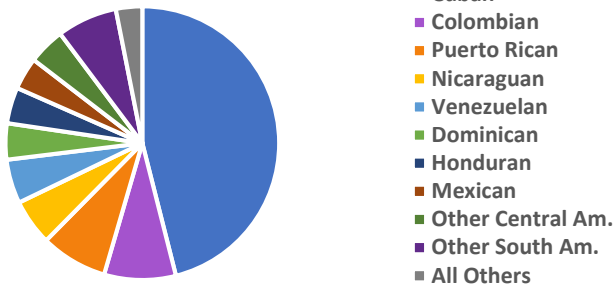
Citizenship of Hispanic Residents in 2016



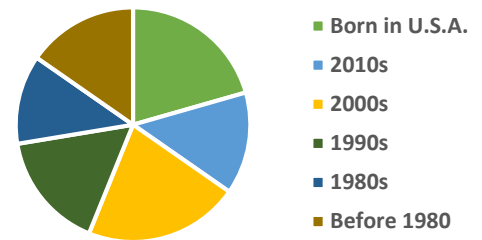
Decade of Entry for Hispanic Children



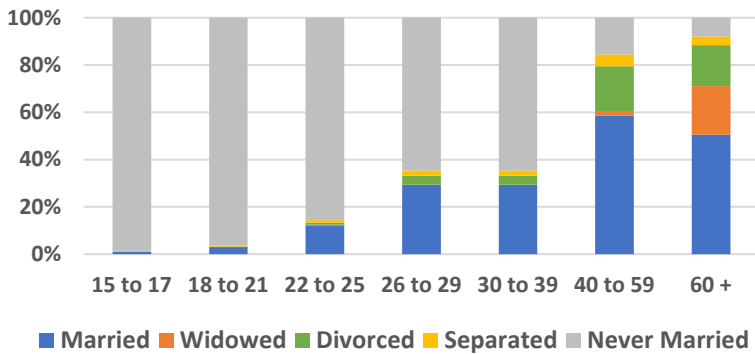
National Heritage of Hispanic Residents in 2016



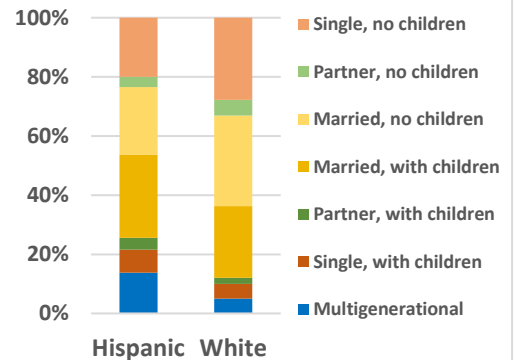
Decade of Entry for Hispanic Adults



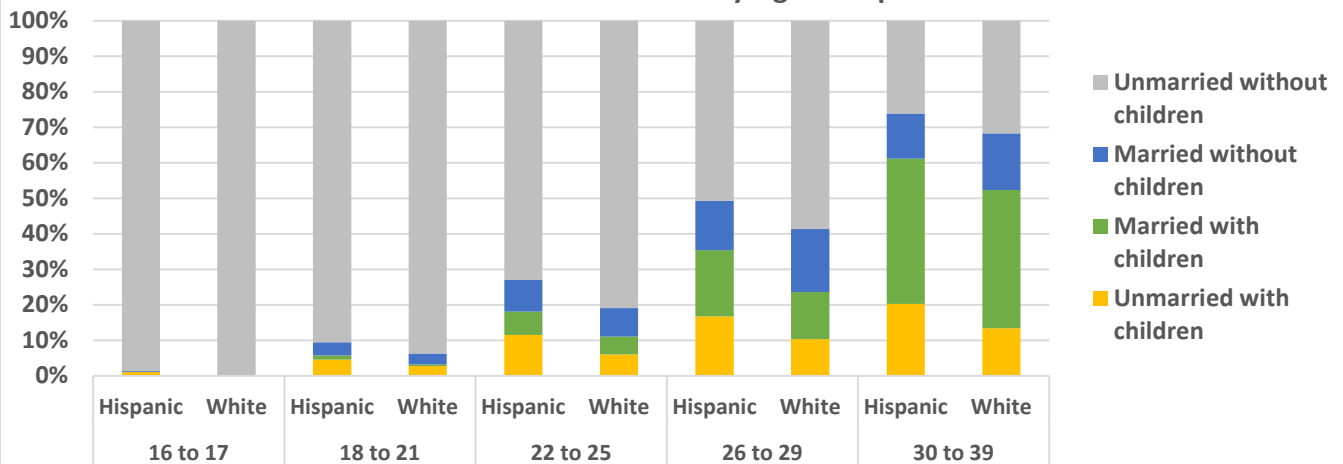
Hispanic Marital Status by Age in 2016



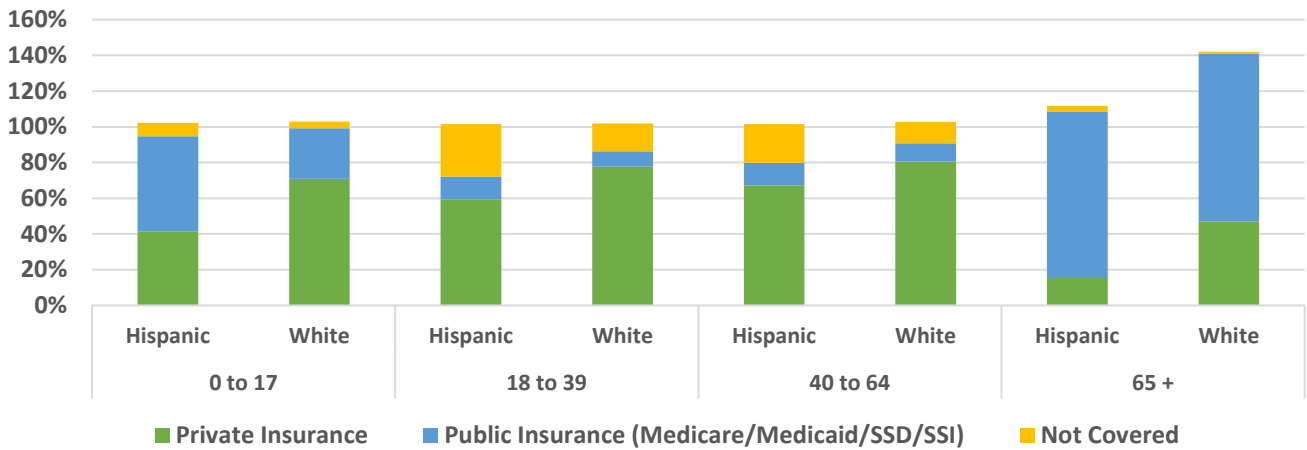
Household Type, 2012 to 2015



Marital and Parental Status of Women by Age Group from 2012 to 2015

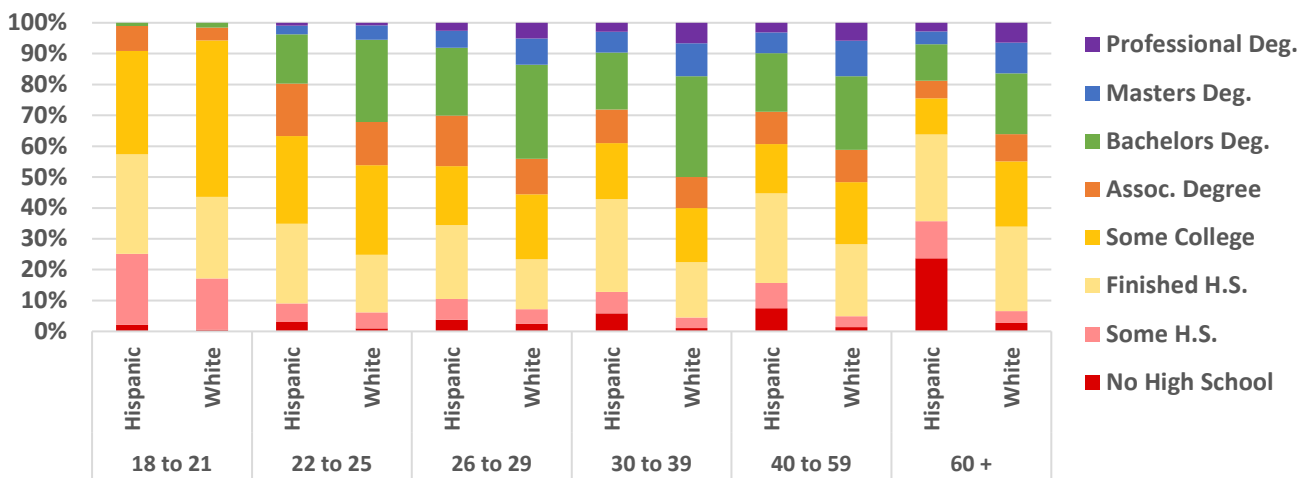


Health Insurance Coverage by Age Group in 2016*



* Numbers may exceed 100% because some individuals may have a combination of public and private insurance.

Educational Attainment by Age Group in 2016



School Enrollment Status by Age Group in 2016

