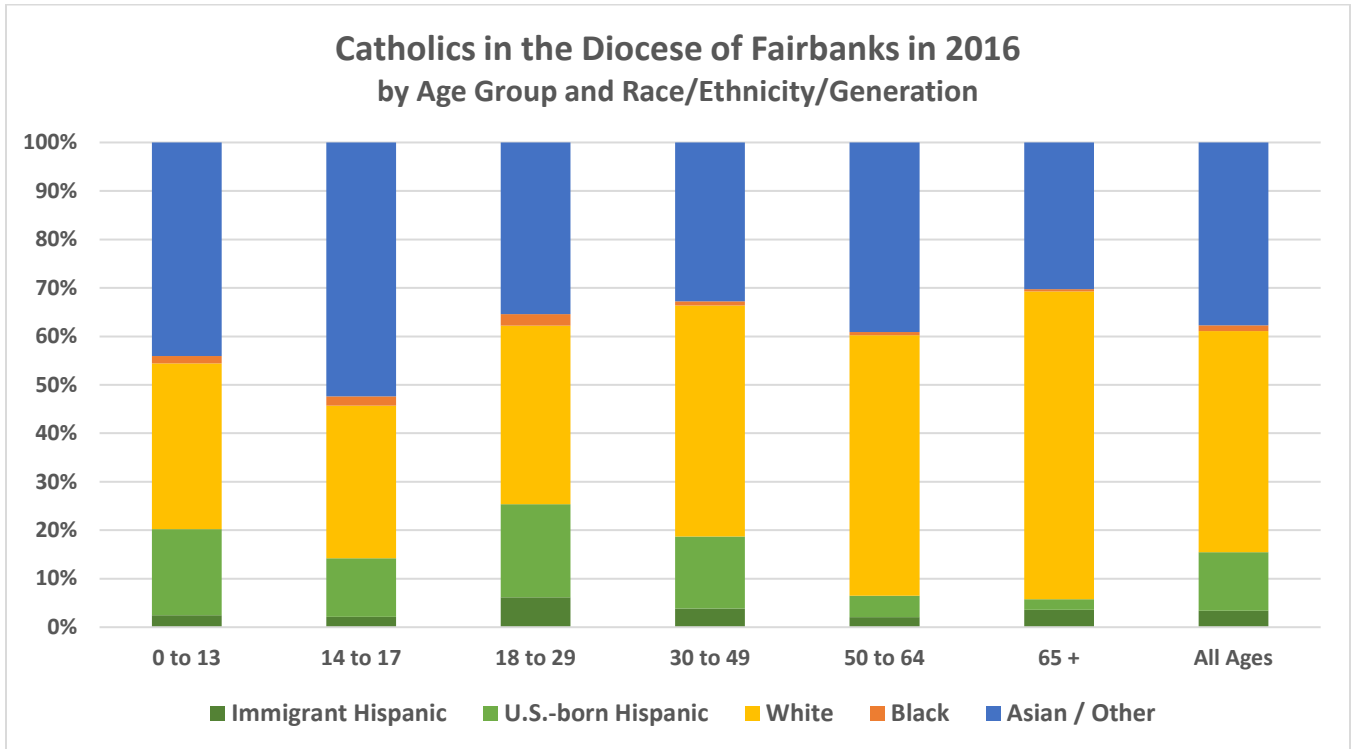


Key Demographic, Social, and Religious Statistics for the Diocese of Fairbanks



Racial/Ethnic Groups in the Diocese of Fairbanks	Total Population in 2000	Total Population in 2016	% Change	Estimated Catholics in 2016	% Catholic
White	77,042	84,144	9%	11,500	14%
Hispanic	4,219	12,300	192%	3,900	31%
Black	5,166	6,047	17%	300	5%
Asian/Other	57,854	66,263	15%	9,500	14%
Total	144,281	168,754	17%	25,000	15%

Number of **parishes** with an organized Hispanic Ministry: **1**

Total regular **Mass attendance** in Spanish: **75** at **1** weekly Masses in Spanish in the Diocese
0 at **0** monthly Masses in Spanish in the Diocese

Number of Hispanics/Latinos **enrolled in Catholic schools**:

Kinder to 8th: **19** out of 218 enrolled High School: **14** out of 187 enrolled

Number of Hispanic/Latino **priests** in the Diocese... Active: **0** Retired/Inactive: **0** Foreign-born: **0**

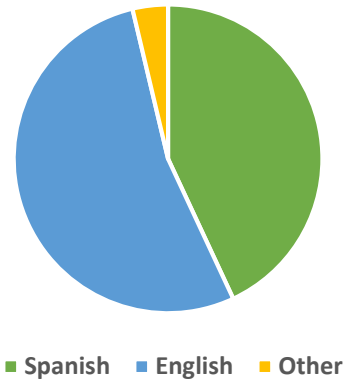
Number of Hispanic/Latino/a **religious** living and/or serving in the Diocese: **0**

Number of Hispanic/Latino **deacons** living and/or serving in the Diocese: **0**

Number of Hispanic/Latino/a **lay ecclesial ministers** serving 20+ hours per week in the Diocese: **3**

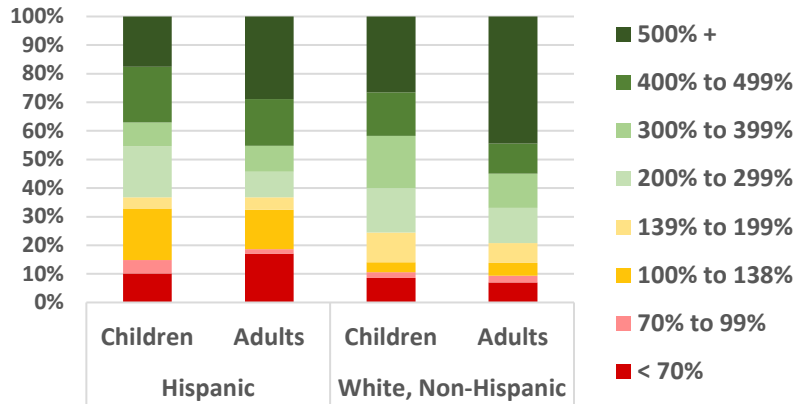
Public Data from the U.S. Census Bureau's American Community Survey for the Geographic Territory Covered by the Diocese of Fairbanks

Hispanic/Latino Household Language, 2012 to 2015



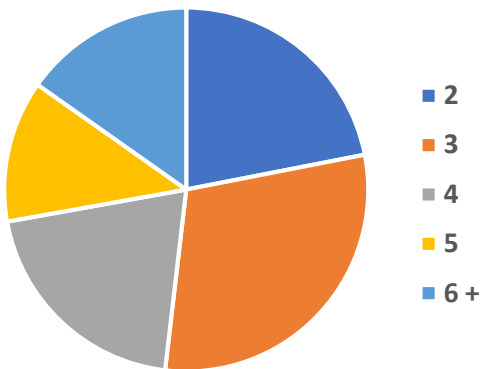
Median Hispanic Household Income: **\$79,000**

Household Income as a Percentage of Poverty Level, 2012 to 2015



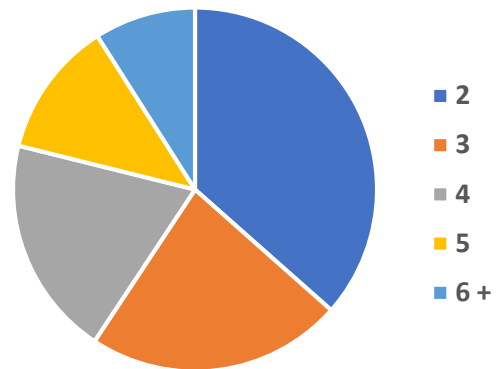
Median White Household Income: **\$90,000**

Hispanic Family Size, 2012 to 2015



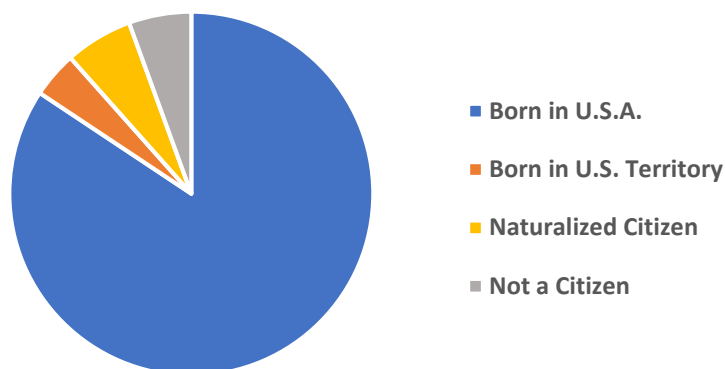
Average Family Size: **3.8**

White, Non-Hispanic Family Size

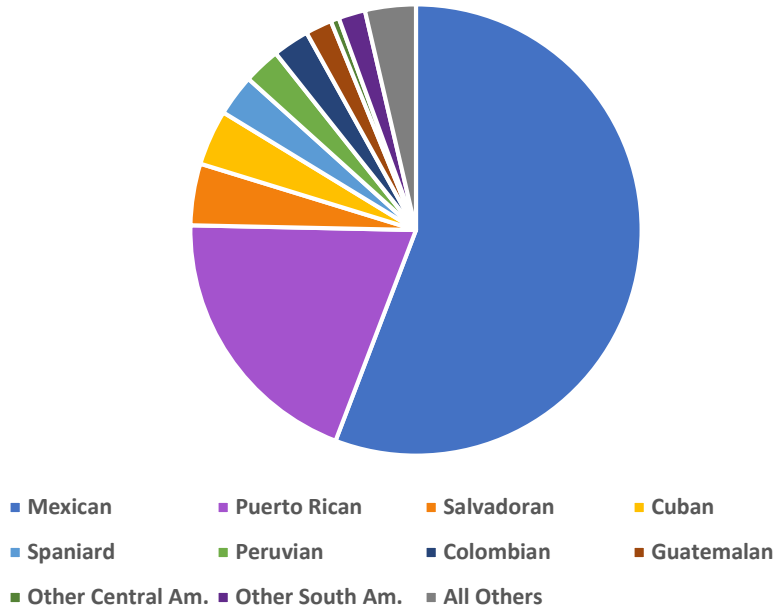


Average Family Size: **3.4**

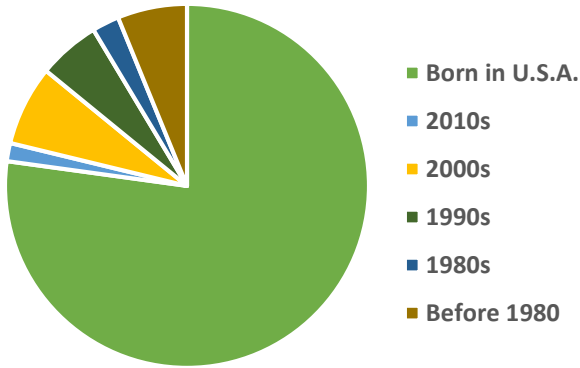
Citizenship of Hispanic Residents, 2012 to 2015



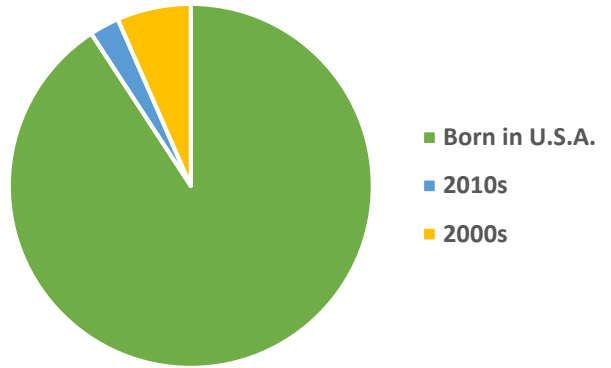
National Heritage of Hispanic Residents, 2012 to 2015



Decade of Entry for Hispanic Adults



Decade of Entry for Hispanic Children



Household Type, 2012 to 2015

