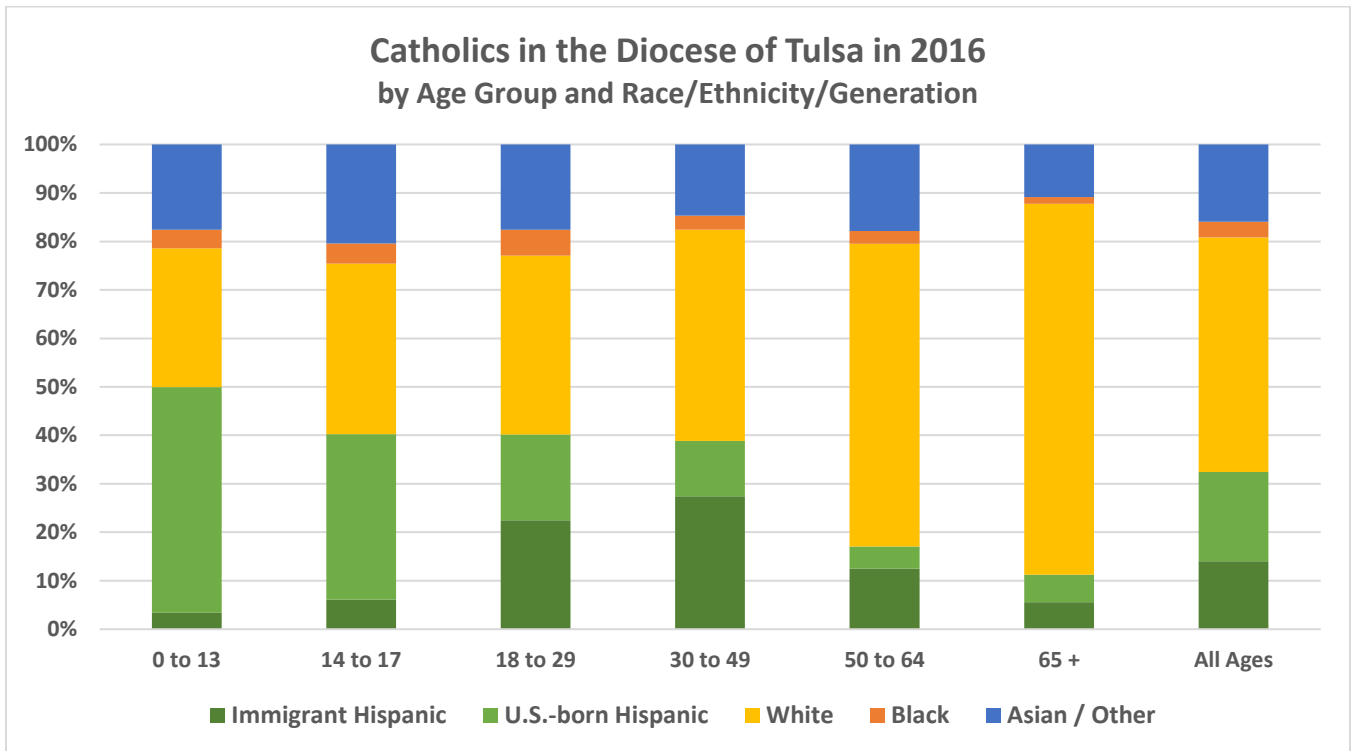


# Key Demographic, Social, and Religious Statistics for the Diocese of Tulsa



| Racial/Ethnic Groups in the Diocese of Tulsa | Total Population in 2000 | Total Population in 2016 | % Change   | Estimated Catholics in 2016 | % Catholic |
|--|--------------------------|--------------------------|------------|-----------------------------|------------|
| White  | 1,135,945                | 1,130,896                | 0%         | 91,000                      | 8%         |
| Hispanic                                     | 56,811                   | 135,312                  | 138%       | 61,000                      | 45%        |
| Black  | 102,209                  | 130,477                  | 28%        | 6,000                       | 5%         |
| Asian/Other                                  | 265,719                  | 334,896                  | 26%        | 30,000                      | 9%         |
| <b>Total</b>                                 | <b>1,560,684</b>         | <b>1,731,581</b>         | <b>11%</b> | <b>188,000</b>              | <b>11%</b> |

Number of **parishes and missions** with an organized Hispanic Ministry: **23**

Total regular **Mass attendance** in Spanish: **10,430** at **37** weekly Masses in Spanish in the Diocese  
**280** at **1** monthly Masses in Spanish in the Diocese

Number of Hispanics/Latinos **enrolled in Catholic schools**:

Kinder to 8<sup>th</sup>: **496** out of 5,520 enrolled

High School: **602** out of 1,418 enrolled

Number of Hispanic/Latino **priests** in the Diocese... Active: **12** Retired/Inactive: **0** Foreign-born: **12**

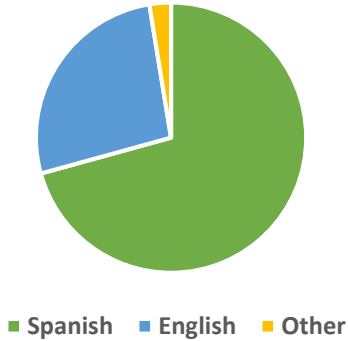
Number of Hispanic/Latino/a **religious** living and/or serving in the Diocese: **3**

Number of Hispanic/Latino **deacons** living and/or serving in the Diocese: **3**

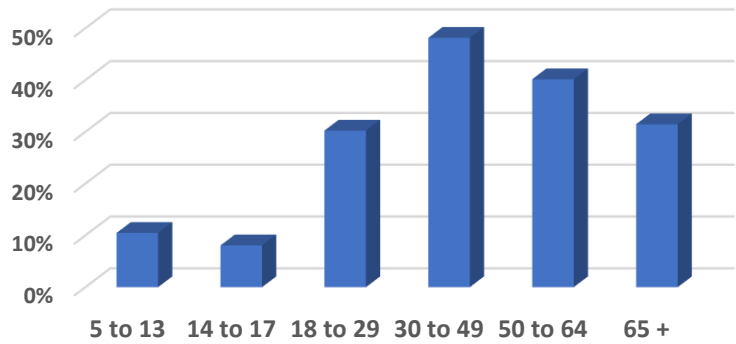
Number of Hispanic/Latino/a **lay ecclesial ministers** serving 20+ hours per week in the Diocese: **23**

## Public Data from the U.S. Census Bureau's American Community Survey for the Geographic Territory Covered by the Diocese of Tulsa

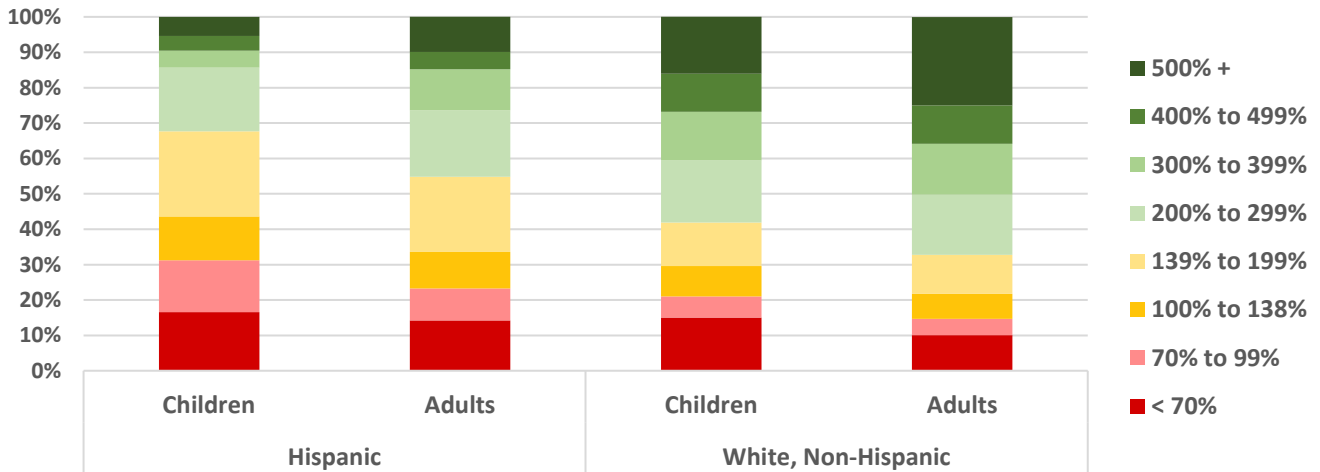
**Hispanic/Latino Household Language in 2016**



**Hispanics/Latinos Who Do Not Speak English "Very Well" from 2012 to 2015, by Age**



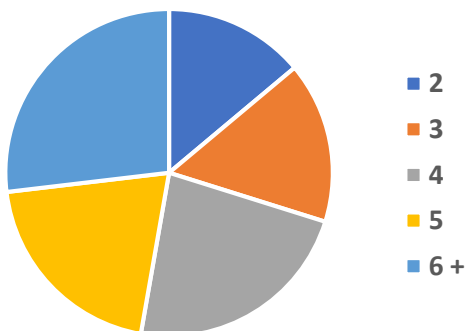
**Household Income as a Percentage of Poverty Level in 2016**



Median Hispanic Household Income: **\$47,000**

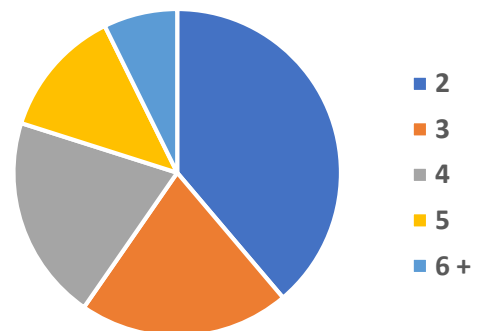
Median White Household Income: **\$61,000**

**Hispanic Family Size in 2016**



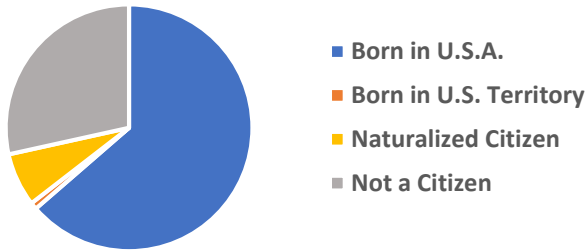
Average Family Size: **4.5**

**White, Non-Hispanic Family Size**

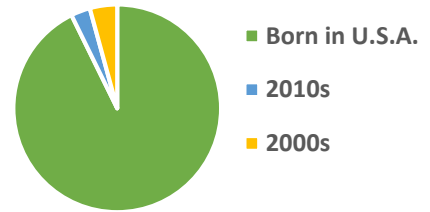


Average Family Size: **3.3**

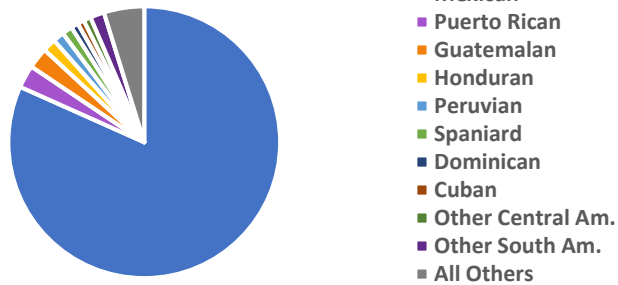
**Citizenship of Hispanic Residents in 2016**



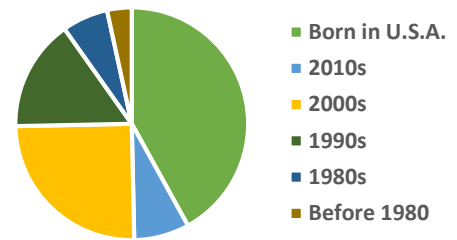
**Decade of Entry for Hispanic Children**



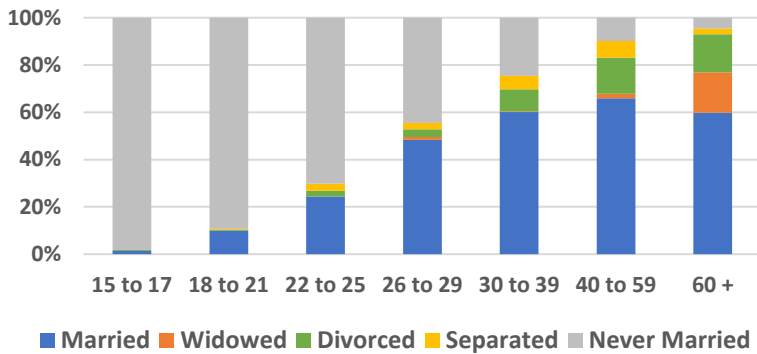
**National Heritage of Hispanic Residents in 2016**



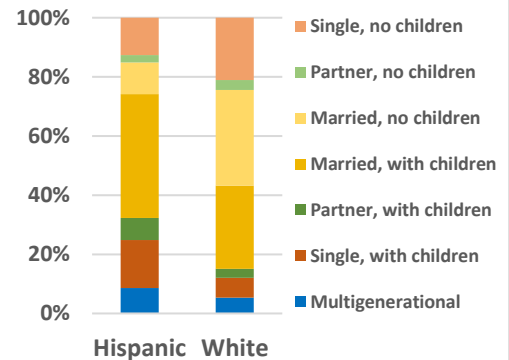
**Decade of Entry for Hispanic Adults**



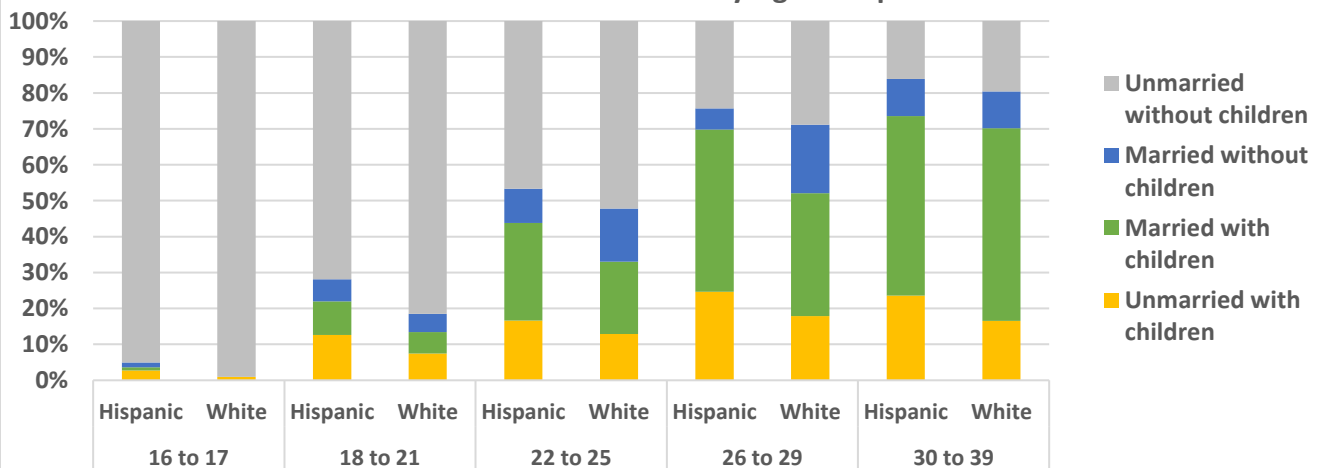
**Hispanic Marital Status by Age from 2012 to 2015**



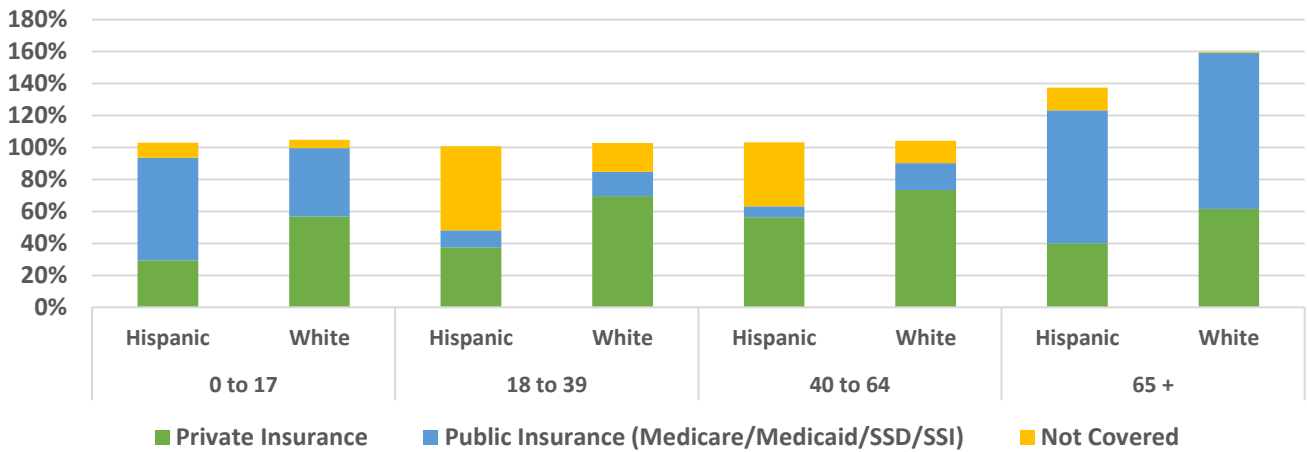
**Household Type, 2012 to 2015**



**Marital and Parental Status of Women by Age Group from 2012 to 2015**

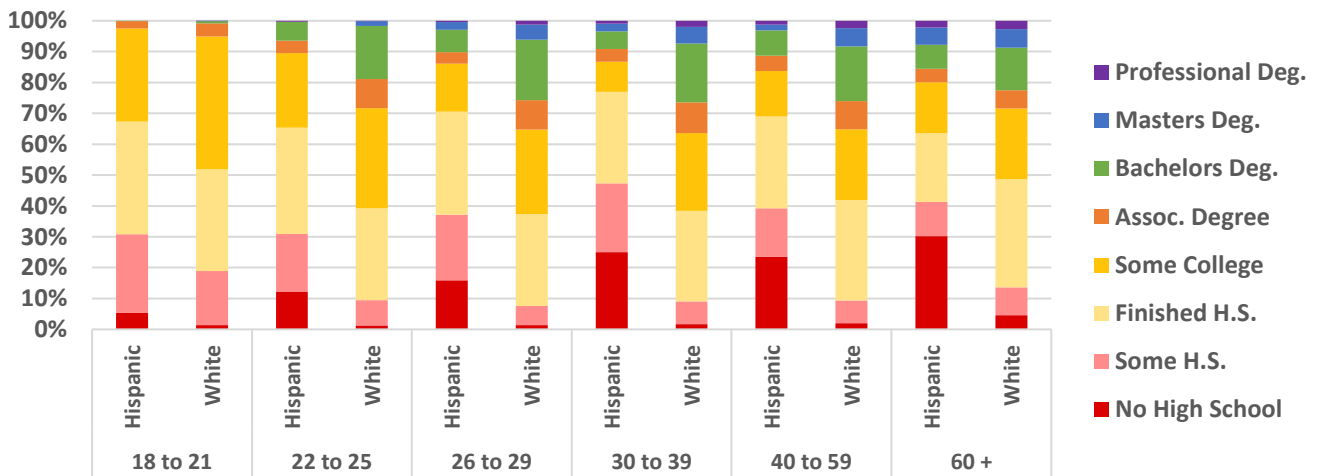


### Health Insurance Coverage by Age Group in 2016\*



\* Numbers may exceed 100% because some individuals may have a combination of public and private insurance.

### Educational Attainment by Age Group from 2012 to 2015



### School Enrollment Status by Age Group from 2012 to 2015

